

REPORT
on the drug and alcoholic
situation in Ukraine
for 2020
(according to 2019 data)

CONTENT

List of Abbreviations	2
Summary of drug problems and the response to them in Ukraine	3
National Drug Strategy and Mechanisms for Coordinating its Implementation	4
<i>National Drug Strategy</i>	4
<i>National Coordination Mechanisms</i>	5
Drug Law and Drug-Related Offences	6
<i>National Drug Law</i>	6
Crimes in Narcotic Drugs and Psychotropic Substances	8
<i>Administrative Responsibility</i>	8
Criminal Liability	9
<i>Information / Data on Criminal Proceedings</i>	9
Drug Use	11
<i>Prevalence and Trends</i>	11
<i>High-risk Drugs and Trends</i>	12
Harm from Drugs	13
<i>Infectious Diseases that are Associated with Drug Use</i>	13
<i>Deaths Associated with PAS Use and Overdoses</i>	15
Prevention	19
<i>Preventive Measures</i>	19
Harm Reduction	23
<i>Reducing the Harm from the Effects of Non-Medical Drug Use</i>	23
<i>Harm Reduction Measures</i>	24
Treatment of Mental and Behavioural Disorders Caused by PAS Use	25
<i>Treatment System</i>	25
<i>Providing Treatment</i>	26
Drug Use in Prisons	28
Quality guarantees	29
Research related to drug problems	30
Drug markets	30
Main Statistical Data	39
Legislation of Ukraine on Alcoholic Beverages	42
Treatment of mental and behavioural disorders due to alcohol consumption	43
Mortality associated with alcohol consumption and poisoning	45
Alcohol Consumption among Adolescents (14-17 years of age)	46
Legislation of Ukraine on Gambling	47
Gambling Addiction	48
Conclusion	52
Proposals for improving the system of monitoring the drug and alcoholic situation in Ukraine	52

List of Abbreviations

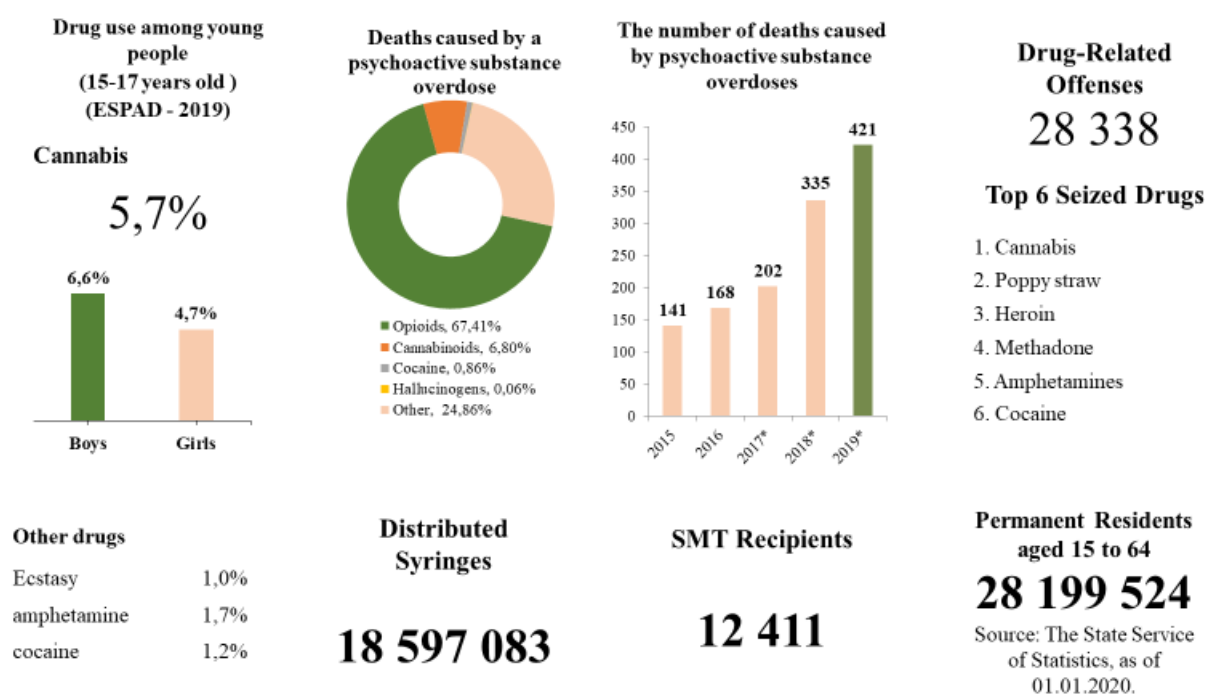
- BFM** The Bureau of Forensic Medicine
- CMU** The Cabinet of Ministers of Ukraine
- EMCDDA** The European Monitoring Centre for Drugs and Drug Addiction
- ESPAD** The European School Survey Project on Alcohol and other Drugs
- LOD** Lethal overdosing, external causes of death associated with the use of PAS
- MoH** The Ministry of Health of Ukraine
- MoSP** The Ministry of Social Policy of Ukraine
- MoYS** The Ministry of Youth and Sports of Ukraine
- NP** The National Police of Ukraine
- OPGU** The Office of the Prosecutor General of Ukraine
- PAS** Psychoactive substances
- SBU** The Security Service of Ukraine
- SMT** Substitution maintenance therapy
- SSPD-20** The Strategy for State Policy on Drugs until 2020
- SSSU** The State Service of Statistics of Ukraine
- MoES** The Ministry of Education and Science of Ukraine

UKRAINE

A Report on the Drug and Alcoholic Situation in Ukraine for 2020

This report provides an overview of the drug and alcoholic situation in Ukraine. Statistics and information are given according to the 2019 data.

Summary of drug problems and the response to them in Ukraine



Notes:

The data are presented in accordance with the recommended indicators of the EMCDDA (patients, drug-related deaths, problematic drug use, distribution of syringes and drug-related offences) (CMU Resolution 689). Information on the prevalence and trends in the use of psychoactive substances and alcohol in Ukraine among the young people aged 15 to 17 are based on the results of a 2019 study carried out within the international project ESPAD.

*Starting from 2017, according to the recommendations of the EMCDDA, the death rate related to the lethal overdoses of illegal psychoactive substances are calculated on the basis of the following ICD-10 codes, namely: X41 (in combination with T40.0-9 and T43.6); X42 (in combination with T40.0-9); X61 (in combination with T43.6); X62 (in combination with T40.0-9); Y11 (in combination with T40.0-9 and T43.6); and Y12 (in combination with T40.0-9).

National Drug Strategy and Mechanisms for Coordinating its Implementation

National Drug Strategy

In 2019, under the framework of the implementation of The Strategy for State Policy on Drugs until 2020 (SSPD-20), the Government has approved the action plan for 2019-2020 on the implementation of the SSPD-20 (the Plan). The plan is aimed at resolving issues related to bolstering the activities of all the stakeholders involved in drug policy implementation. These included proper measures and regulations to improve the system of control over the lawful distribution of drugs, psychotropic substances and precursors, while preventing their leakage to illegal markets. Meanwhile, the Plan ensures that the narcotic drugs are still available to patients, while there are counteractive measures in place to combat organized drug crime, corruption and drug trafficking with the legislation in this area further improved.

For the fruition of the Plan in 2019, there were appropriate measures taken to reduce the harm from the effects of substance use and solve a number of certain issues in the medical and social areas. A number of legislations and regulations have been passed.

As a result, in 2019, in order to prevent NPS from spreading across Ukraine, the order of the MoH of 03.04.2019 No. 715 “On some issues of attribution of drugs and substances to analogues of narcotic drugs and psychotropic drug substances” registered in the Ministry of Justice of Ukraine on June 24, 2019 under No. 655/33626 has approved the Procedure for assigning drugs and substances to analogues of narcotic drugs and psychotropic substances and the Directions as to the Commission of the MoH of Ukraine for assigning drugs and substances to analogues of drugs and psychotropic substances.

In order to establish state control over the lawful distribution of psychoactive substances and prevent them from being diverged from their medical use, the resolution of the Cabinet of Ministers of Ukraine dated 10.07.2019 No. 600 has amended the resolution of the Cabinet of Ministers of Ukraine of 06.05.2000 No. 770. Thus, the List of narcotic drugs, psychotropic substances and precursors was appended with 116 new substances.

In 2019, the system of monitoring the drug and alcoholic situation in the country was introduced at the state level by adopting a resolution of the Cabinet of Ministers of Ukraine dated 10.07.2019 No. 689 “Issues of monitoring the drug and alcoholic situation in Ukraine” (CMU Resolution 689). It has approved the Procedure for submitting and collecting information/data that disclose the state of drug and alcoholic situations, according to the indicators defined by the EMCDDA and the range of organisations and agencies subject to drug and alcohol monitoring who must provide such information/data for the analysis:

- general population surveys conducted among teenagers of 15-16 years of age on the psychoactive substance use rate and patterns (indicating their type, form, effects of use);

- general population surveys conducted among persons aged 15-64 years on the prevalence, forms of use of psychoactive substances (indicating their type, form, effects of use);
- application for admission to treatment, the prevalence of mental and behavioural disorders due to the use of psychoactive substances;
- problem use of narcotic drugs and psychotropic substances;
- mortality associated with the use of psychoactive substances;
- infectious diseases among people who use drugs and psychotropic substances by way of injection;
- illicit trafficking and selling psychoactive substances and related crime;
- preventive measures aimed at reducing the level of use of psychoactive substances;
- legislation in the field of the lawful distribution of psychoactive substances and ways of combating their illicit trafficking;
- social reintegration of persons who experience disorders due to psychoactive substance use.

In 2019 Ukraine concluded bilateral international agreements on:

- extradition of offenders;
- mutual legal assistance in criminal and civil cases.

Multilateral agreements on these issues were not concluded during the reporting period.

National Coordination Mechanisms

The decisive factor in the effective implementation of SSPD-20 is the coordination function of the state. This task is performed through regulation, implementation of control and inspection measures and introduction of mechanisms of interaction of drug policy actors (setting up interagency working groups, information exchange, running joint projects, special operations, etc.). The main coordinator of the activities in this area is the MoH.

Government Spending

Financing the implementation of SSPD-20 is allocated at the expense of the national and local budgets or any other sources not excluded by law. In their own right, no funds are allocated separately for the fulfilment of the Action Plan for the SSPD-20 from the State Budget of Ukraine. However, the subjects which form and/or implement drug policy enact their tasks and activities set out in SSPD-20 limited to the costs provided for in the State Budget of Ukraine for their main functions as the drug policy players.

Since 2017 in Ukraine, the financing of the program of substitution maintenance therapy (SMT) is carried out at the expense of the State budget. For example, in 2019, 2 535.3 thousand hryvnias (87.6 thousand euros) was spent on the purchase of SMT medicines which is 15.7% less than in 2018.

In June 2019, as part of the Plan for Ukraine's transition from a donor funding of the Global Fund for Combating HIV to a state funding, the Government decided to provide high-risk groups with HIV prevention services from the state budget.

HIV prevention services include, in particular, the distribution of condoms and lubricants, the exchange and delivery of syringes which will be carried out among high-risk groups, namely: among men who have sex with men (MSM); among persons who provide sexual services for money (SS), and people who use injection drugs (PWUID).

For the two months of 2019 (November-December), 64 975 people from high-risk groups received HIV prevention services and the amount of funds used from the state budget amounted to 8 435 000 hryvnias (291.4 thousand euros).

Drug Law and Drug-Related Offences

National Drug Law

The Law of Ukraine “On Narcotic Drugs, Psychotropic Substances and Precursors” has defined the legal and organizational principles of state policy on the lawful distribution in Ukraine of narcotic drugs, psychotropic substances and precursors (PAS). The law establishes the procedure of state control, powers of executive authorities, rights and obligations of both individuals and legal entities in the field of lawful distribution of PAS.

In the meantime, the Law of Ukraine “On measures to combat illicit trafficking in narcotic drugs, psychotropic substances and precursors and their use”, taking into account international obligations, sets up a system of measures in Ukraine combating illicit trafficking in PAS and their use as well as determines the rights and obligations of legal entities and individuals related to the application of this Law.

The same Law has laid down that the illicit drug trade and trafficking in narcotic drugs, psychotropic substances and precursors is an act of cultivating drug-containing plants (plants of the genus *Cannabis* and the species *Papaver somniferum*), development, production, manufacture, storage, transportation, shipment, purchase, sale, import into the territory Ukraine, export from the territory of Ukraine, transit through the territory of Ukraine, use, destruction of narcotic drugs, psychotropic substances and precursors, carried out in violation of the legislation on narcotic drugs, psychotropic substances and precursors.

The list of narcotic drugs, psychotropic substances and precursors and changes to it are approved by the Cabinet of Ministers of Ukraine (Resolution of the Cabinet of Ministers No. 770 of 06.05.2000) at the request of the MoH.

Violations of the legislation in the field of lawful distribution of controlled substances, types of crimes and penalties are defined by the Criminal Code of Ukraine (CCU) and the Code of Ukraine on Administrative Offences (CUAO).

Criminal liability is defined by the CCU and imposed for acts such as smuggling, illegal production, manufacture, purchase, storage, transportation, shipment or sale of drugs, psychotropic substances or their analogues, sowing or growing of opium poppy or cannabis, illegally putting it into the body, persuading into the use of narcotic drugs,

organization or maintenance of premises for illegal use, production or manufacture of narcotic drugs, psychotropic substances or their analogues.

Administrative liability is defined by the CUAO and imposed for illegal production, acquisition, storage, transportation, shipment of narcotic drugs or psychotropic substances in small amounts without the purpose of sale.

The use of narcotic drugs or psychotropic substances (other than in public) is not considered a criminal act.

Illegal production, acquisition, storage, transportation, shipment of narcotic drugs or psychotropic substances in small amounts without the purpose of sale is an administrative offense and entails the imposition of a fine of twenty-five to fifty non-taxable minimum incomes or community service for a period of twenty to sixty hours, or an administrative arrest for up to fifteen days.

Small, large and especially large amounts of narcotic drugs, psychotropic substances and precursors illegally spread are established by the MoH (Order of the MoH dated 01.08.2000 No. 188 with changes).

An individual who voluntarily hands over narcotic drugs or psychotropic substances that he or she has had in small quantities or which he or she has produced, manufactured, purchased, stored, transported or sent out without any purpose of sale is released from the administrative liability for such actions.

In addition, the adolescents between sixteen and eighteen years of age who have committed such administrative offences may be subject to other measures of control, such as warning them or transferring the minor offenders under into the care of parents or guardians or under the supervision of their teachers or working group with their consent as well as to other citizens at their request.

For illegal manufacturing, acquisition, storage, transportation, shipment of narcotic drugs or psychotropic substances without the purpose of sale in amounts exceeding the small ones, criminal liability is imposed. The maximum penalty for such criminal offences (if they are committed with the involvement of a junior individual and if the subject of such actions were drugs, psychotropic substances or their analogues in extremely large amounts) is imprisonment for a term of five to eight years.

The same acts committed repeatedly or by prior conspiracy by a group of persons or a person who has previously committed similar crimes or if the subject of such actions were narcotic drugs, psychotropic substances or their analogues on a large scale shall be punishable by imprisonment for a term of two to five years.

If the amount of narcotic drugs or psychotropic substances is smaller than the large scale but greater than the small scale, it is punishable by a fine of fifty to one hundred non-taxable minimum incomes or correctional labour for up to two years, or arrest for up to six months, or restraint of liberty for up to three years, or imprisonment for the same term. A person who has voluntarily applied to a medical institution in order to undergo treatment for substance use disorders shall be released from criminal liability for such actions.

Illegal production, manufacture, acquisition, storage, transportation or shipment for sale or illegal sale of narcotic drugs, psychotropic substances or their analogues are punishable by imprisonment for a term of four to twelve years.

Punishment depends on the size of seized drugs or psychotropic substances. More severe punishment is provided if such actions are committed repeatedly or by prior conspiracy by a group of individuals, or with the involvement of a junior, as well as for sale in places intended for educational, sports and cultural events and in other places of mass gatherings of citizens, or sale or the transfer of these substances to prisons or other penitentiary system places. The maximum penalty is specified when such actions are committed by an organized group or on a particularly large scale or committed with the involvement of a junior or in relation to the junior.

A person who voluntarily handed over narcotic drugs, psychotropic substances or their analogues and indicated the source of their acquisition or facilitated the crime investigations related to their trafficking shall be released from criminal liability for their illegal production, manufacture, acquisition, storage, transportation, shipment (if the amount of narcotic drugs or psychotropic substances is smaller than the large scale, and there were no circumstances for which a more severe punishment can be imposed).

Crimes in Narcotic Drugs and Psychotropic Substances

Administrative Responsibility

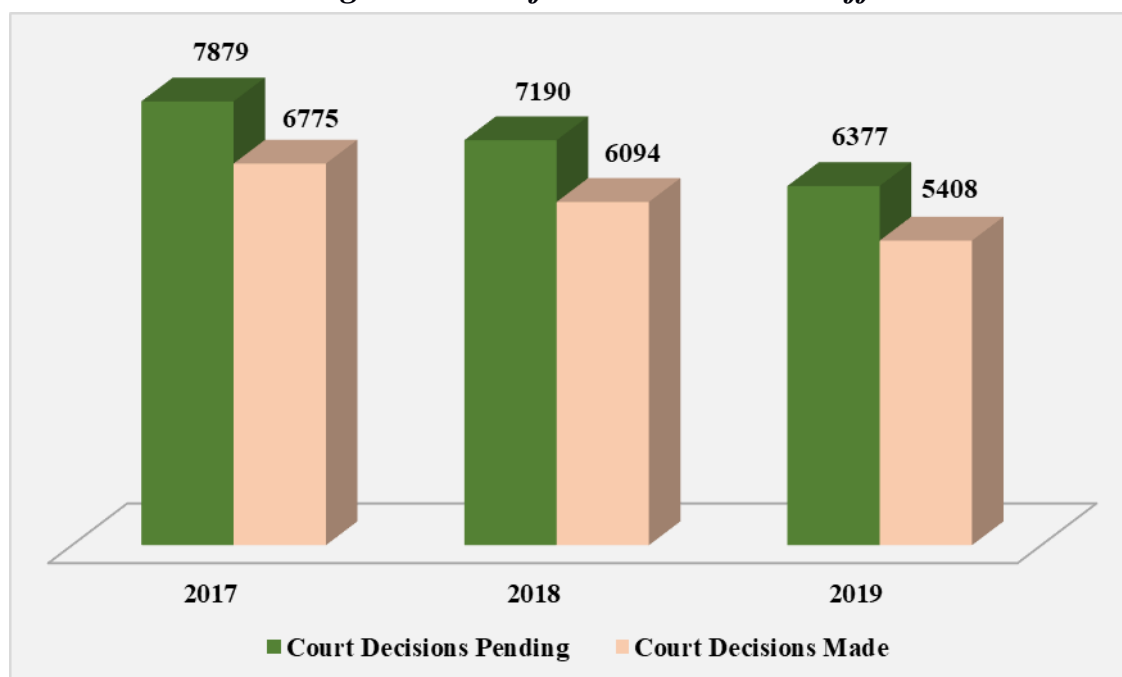
In 2019 there were 6 377 administrative cases pending in the courts and related to illegal production, acquisition, storage, transportation, shipment of narcotic drugs or psychotropic substances without the purpose of sale in small amounts (Article 44 of the CUAO).

Out of 6377 cases, 5408 court decisions were made of which 51% (2762 cases) resulted in imposition of administrative penalties and 47% (2580 cases) were closed (48 accused persons were acquitted from administrative liability for minor offences, 111 charges were dismissed due to insufficient evidence, 5 cases were transferred to the prosecutor or a pre-trial investigation body, 2369 cases were closed in connection with termination of the administrative penalty).

2535 persons were fined. The total amount of fines in 2019 amounted to 1 653 449.00 hryvnias (57.11 thousand euros) of which 72% (1 191 154 hryvnias (41.14 thousand euros)) is the amount of the fine imposed, 28% (461 295.00 hryvnias (15.97 thousand euros)) is the amount of the fine paid voluntarily.

The volume of seizures for administrative drug offences was 6 182 kg in 2019; 1.8 kg in 2018 and 2.15 kg in 2017.

Court Decisions Pending and Made for Administrative Offences in 2017-2019



Criminal Liability

Information / Data on Criminal Proceedings

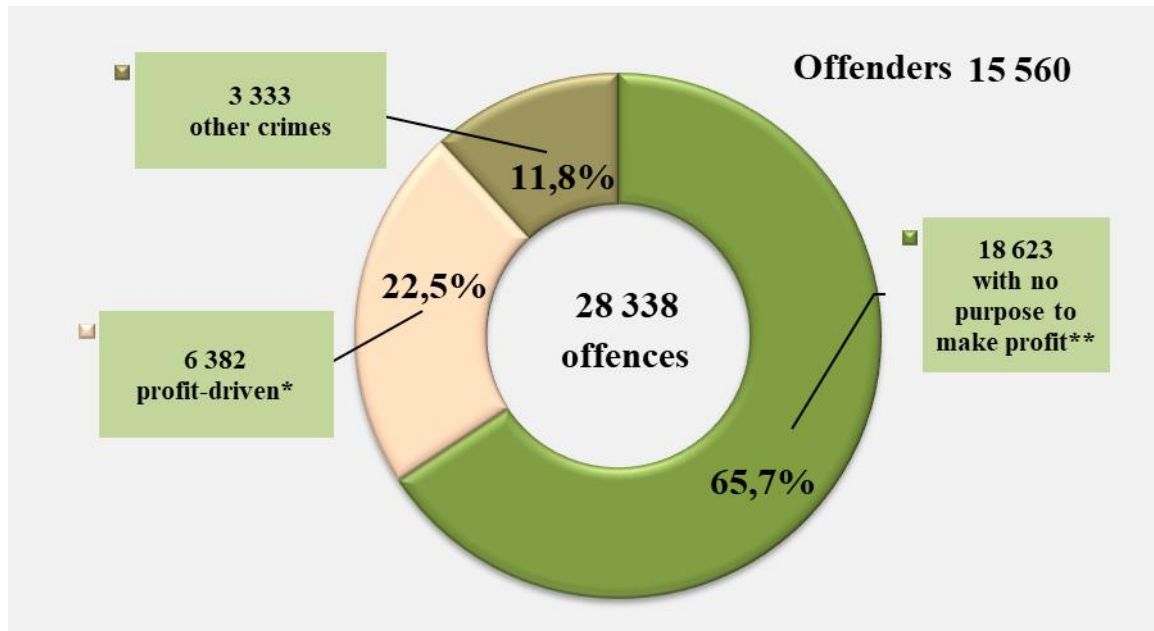
In Ukraine, official statistical information on crimes related to illicit trafficking in narcotic drugs and psychotropic substances is available in the form of two statistical reports: The Unified Report on Persons Who Have Committed Criminal Offences and the Unified Report on Criminal Offences. These reports are freely available and posted monthly on the website of the Office of the Prosecutor General of Ukraine (OPGU).

It should be noted that the available statistics do not allow to establish which substances and their quantity were the subject of the crime, nevertheless, such information is entered into the Unified Register of Pre-trial Investigations that is accessible only to law enforcement officials of Ukraine.

Accordingly, in 2019 in Ukraine the number of reported criminal offences in the field of trafficking in narcotic drugs and psychotropic substances was 28 338 cases, and the number of persons notified of the suspicion was 15 560 people.

Of the total number of cases (28 338) 65.7% of cases (18 623 (Article 309 of the CCU) are crimes related to the illegal production, acquisition, storage, transportation or shipment of narcotic drugs, psychotropic substances or their analogues without purpose of sale, 22.5% of cases (6 382, (Article 307 of the Criminal Code) were crimes related to illegal production, manufacture, acquisition, storage, transportation or shipment of narcotic drugs, psychotropic substances or their analogues for sale; and 11.8% of cases (3 333 (Articles 305, 306, 308, 310-320 of the CCU) were other crimes.

Criminal Offences Registered in 2019 for Drug and Psychotropic Substance Trafficking Crimes



Notes: Source: OPGU (reports “Single Report on Persons Who Have Committed Criminal Offences” and “Single Report on Criminal Offences” for 2019);

* illegal production, manufacture, purchase and storage, transportation, shipment or sale of narcotic drugs, psychotropic substances or their analogues (Article 307 of the CCU);

** illegal production, manufacture, purchase and storage, transportation or shipment of narcotic drugs, psychotropic substances or their analogues without the purpose of sale (Article 309 of the CCU).

During 2019, under Articles 307 and 309 of the CCU, the number of reported criminal offences was 25 005 cases, and the number of persons notified of the suspicion was 13 309.

The number of criminal offences recorded in 2016-2019 (CCU Art. 309 and Art. 307)



Note: Source: OPGU (reports “Unified Report on Persons Who Have Committed Criminal Offences” and “Unified Report on Criminal Offences” for 2016-2019);

* illegal production, manufacture, purchase and storage, transportation, shipment or sale of narcotic drugs, psychotropic substances or their analogues (CCU Art. 307);

** illegal production, manufacture, purchase and storage, transportation or shipment of narcotic drugs, psychotropic substances or their analogues without the purpose of sale (CCU Art. 309).

*** clarifying data that consider the information of all the law enforcement agencies.

Drug Use

Prevalence and Trends

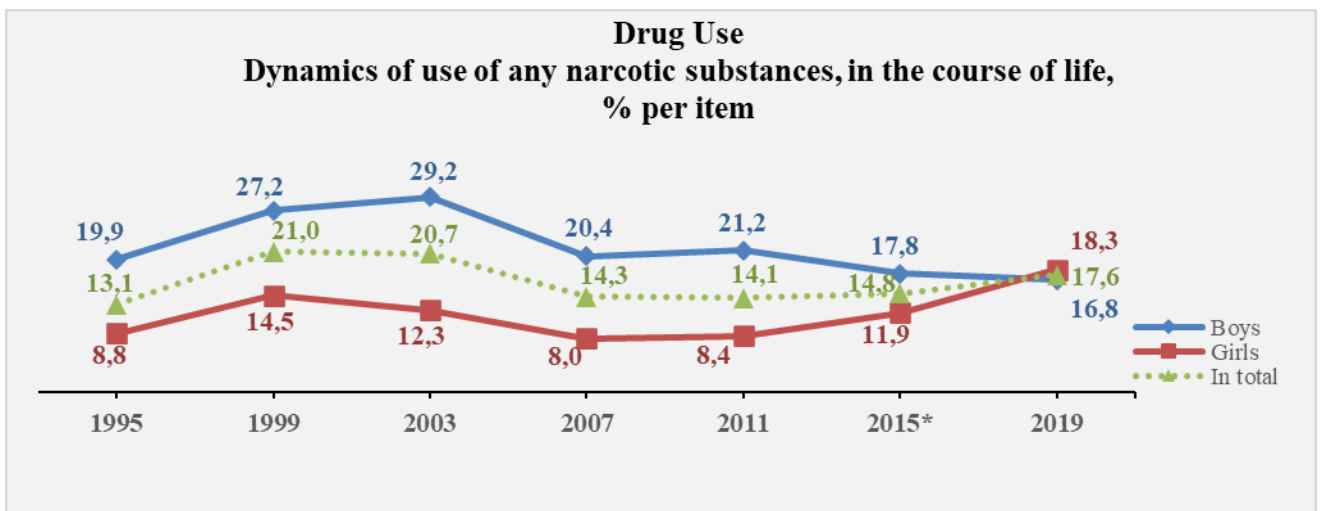
In Ukraine, studies on the prevalence of drug use among the population aged 15-64 are not conducted. That is why, today, Ukraine does not have the full amount of consolidated information on this issue.

However, some steps are being taken to study the prevalence of drug use among certain categories of citizens.

Thus, in Ukraine, since 1995, a survey of student youth has been conducted on a regular basis within the framework of the international project "European School Survey Project on Alcohol and Other Drugs" (ESPAD).

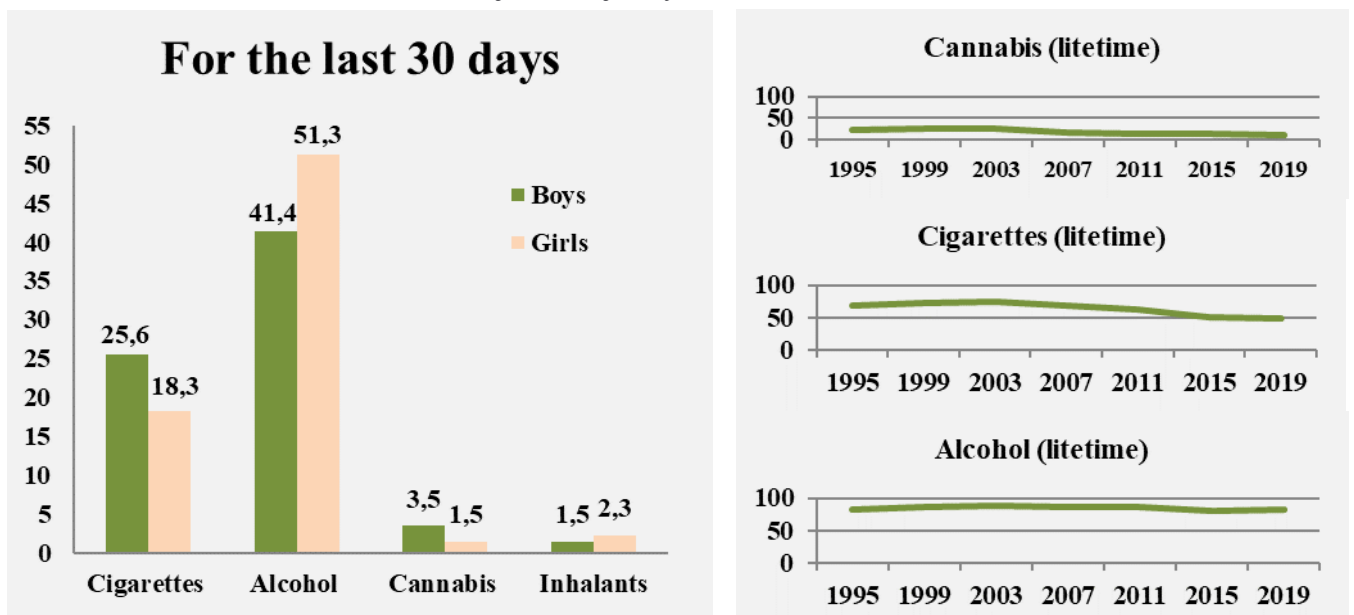
The latest data on the consumption of various substances (alcohol, tobacco, drugs) among 15-17-year-old students were obtained in 2019 as part of the ESPAD.

Substance Use Among 15-17-Year-Old Students



Note: * clarifying data for 2015 are made in 2019, the source of the ESPAD study for 2019.

Prevalence of Use of Psychoactive Substances, %



Note: source — ESPAD survey data for 2019.

According to the results of a survey conducted in 2019, there is a steady trend to reduce smoking among adolescents. In 2003, 70% of respondents had smoking experience, and in 2019 this figure was 50%. With that in mind, access to alcohol has increased — more than half of respondents said they can easily get beer, wine or soft drinks. The vast majority (85.7%) of adolescents surveyed have experienced alcohol use, and one in five (22.5%) adolescents reported drinking alcohol almost weekly.

The share of adolescents who have used at least once in their lives — any drugs was 18%, and among girls increased 1.5 times compared to 2015 (from 12.7% in 2015 to 18.1% in 2019 year). 8.7% of adolescents used marijuana, and 9.2% used inhalants, the use of two or more drugs among all respondents was 4.2%.

Moreover, at the request of the MoYS, an all-Ukrainian sociological survey "Youth of Ukraine — 2019" was conducted on the system of values and priorities of modern Ukrainian youth (in terms of a healthy lifestyle of young people).

Within the framework of the research, considerable attention was paid to the issues of young people's assessment of their own health and use of PAS. The survey involved 2 000 respondents aged 14 to 34.

According to the survey, the main priorities in life for the young people are: health (49.8%), material well-being (35.2%), a sense of security and confidence in the future (27.6%), personal development (24.1%), as well as the opportunity to be useful to society (20.0%). Among the social problems relevant to modern Ukraine, young people are most concerned about hostilities in eastern Ukraine (61.1%).

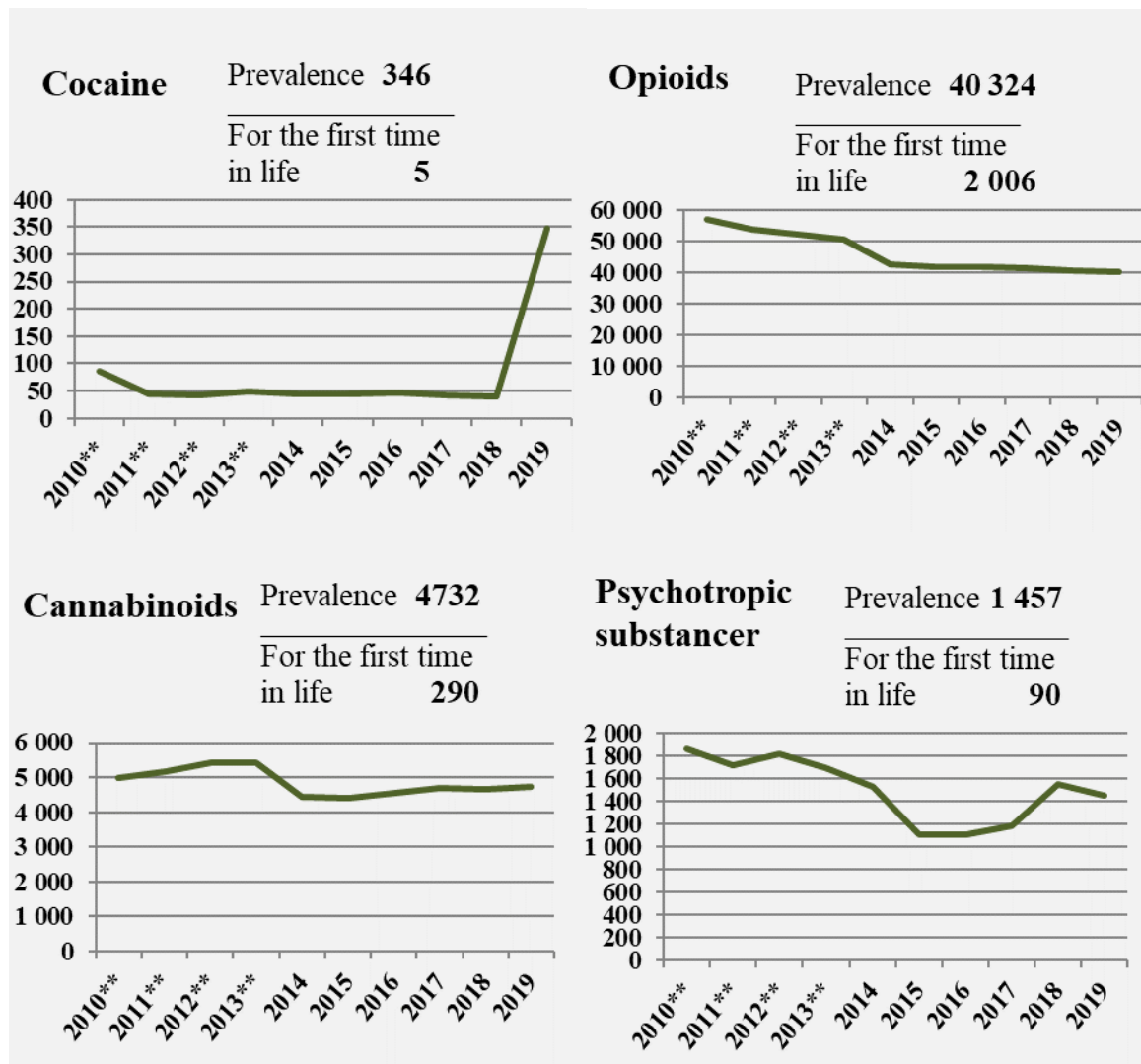
In Ukraine, there is no analysis of municipal wastewater for drugs and products of their metabolism to assess their consumption in the community.

High-risk Drugs and Trends

In Ukraine, the use of high-risk drugs is mainly associated with the injectable administration of home-made opiates (the opium extract solution street name is "shirka") and amphetamine-type stimulants. Intravenous drug use leads to the risk of HIV infection — hepatitis B and C, syphilis due to the use of one needle by several people.

In 2019, a sharp increase in cocaine use was detected. Thus, at the end of 2019, 346 people were under surveillance due to cocaine use, while at the end of 2018 there were only 40 such people.

Dynamics of prevalence* of the disease among persons with PAS-induced mental and behavioural disorders for 2010-2019 and prevalence-to-morbidity ratio in 2019



Notes: the Centre for Medical Statistics of the MoH (Form No. 32 "Report on persons with mental disorders due to the use of PAS, for 2019");

* prevalence, is the total number of persons under surveillance at the end of the reporting period; morbidity is the total number of persons who received medical care for the first time in their life in the reporting year;

** 2010 — 2013 — taking into account the currently temporarily occupied territory of the Autonomous Republic of Crimea, the city of Sevastopol and part of the temporarily occupied territories in Donetsk and Luhansk regions.

Harm from Drugs

Infectious Diseases that are Associated with Drug Use

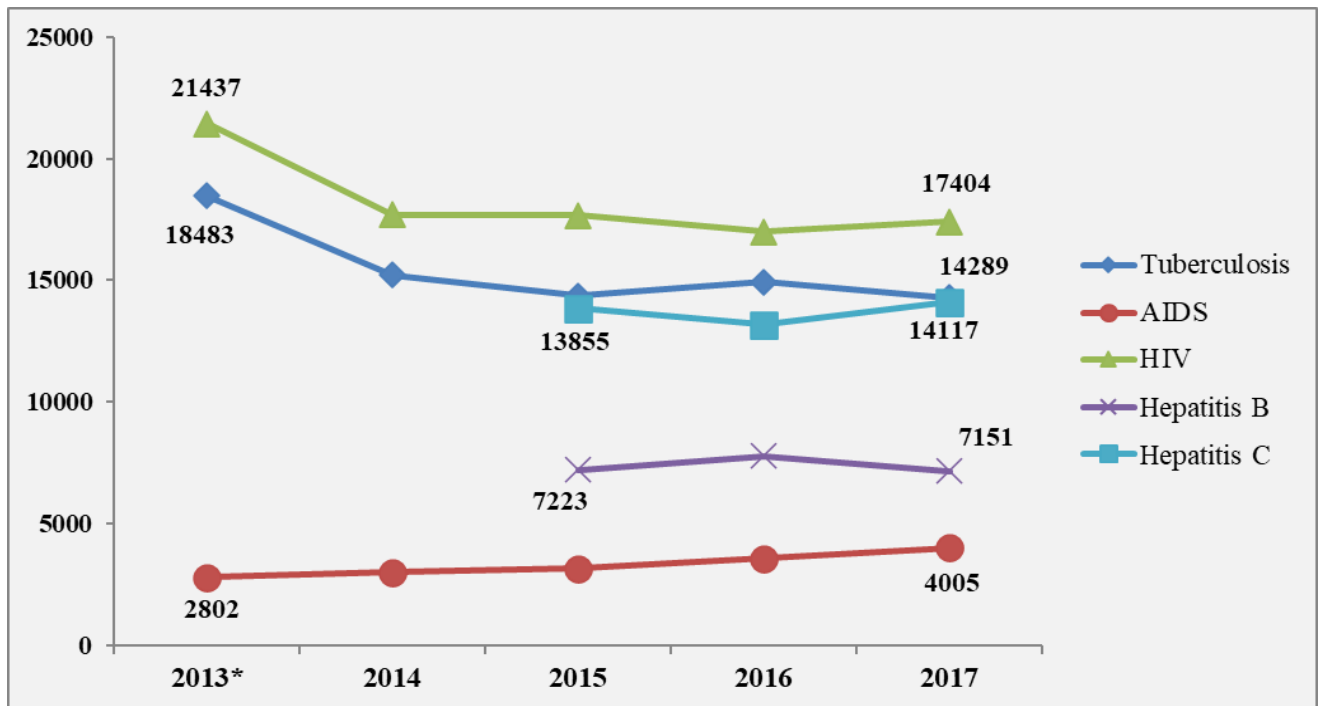
Epidemic surveillance data on the spread of infectious diseases among the entire population of Ukraine are collected and summarized at all levels, from local to national.

As of January 1, 2020, 16 257 new HIV-infected people, 2 871 people infected with hepatitis B, 6 379 people infected with hepatitis C and 20 643 people infected with tuberculosis were registered in Ukraine.

Regarding current drug users, considering the dynamics for 2013-2017, the following trend is observed: the number of HIV-infected, tuberculosis and hepatitis B

patients decreased, the number of hepatitis C patients remained almost constant, while the number of AIDS patients has almost doubled.

Dynamics of the prevalence of infectious diseases among people with PAS-induced mental and behavioural disorders for 2013-2017



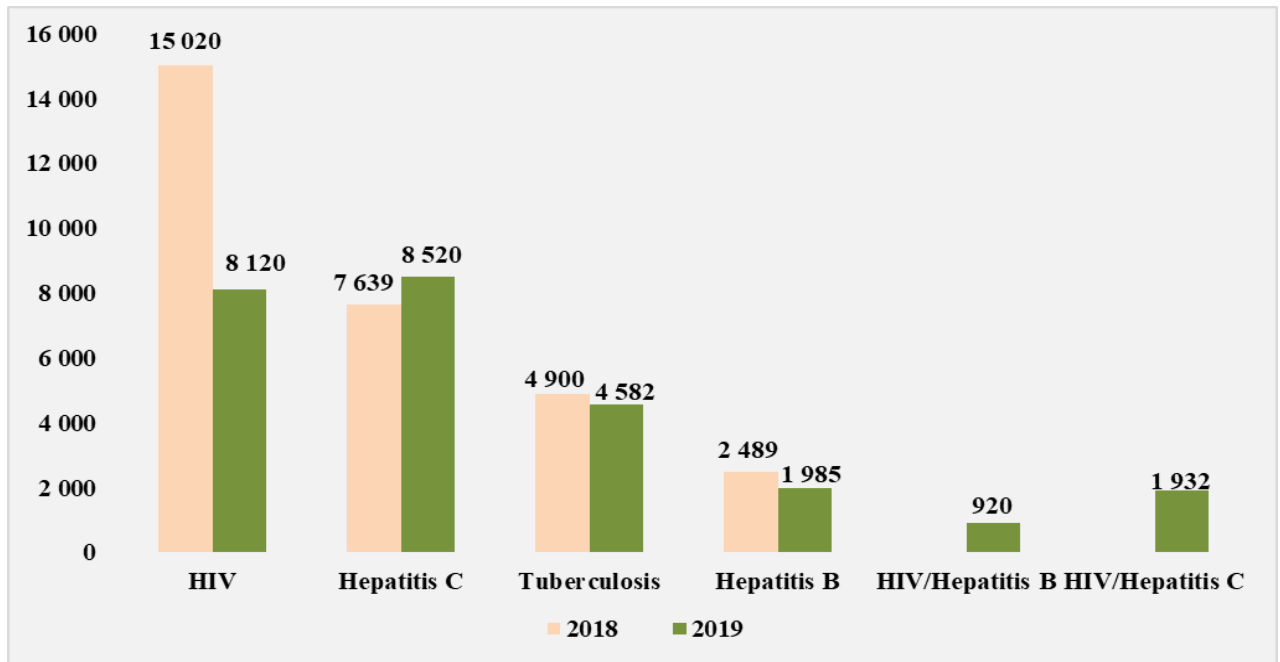
Notes: Source: the Centre for Medical Statistics of the MoH for 2013-2017;

*2013 — taking into account the currently temporarily occupied territory of the Autonomous Republic of Crimea, the city of Sevastopol and part of the temporarily occupied territories in Donetsk and Luhansk regions.

Among people who inject drugs, in 2019 HIV-infected were — 8 120 people against 15 020 people in 2018, with hepatitis B — 1 985 people against 2 489 in 2018, with hepatitis C — 8 520 people against 7 639 in 2018, with tuberculosis — 4 582 people against 4 900 in 2018, HIV / Hepatitis B — 920 people, HIV / Hepatitis C — 1 932 people.

It should be noted that in 2019, information / data on infectious diseases among injecting drug users have changed, and the presence of mixed co-infection in such persons was differentiated. Thus, in 2018 there was information available in terms of HIV infection, Hepatitis C and Hepatitis B, and in 2019 it was supplemented with information / data Co-infections, namely: HIV infections / Hepatitis C and HIV infections / Hepatitis B In this regard, there is a large discrepancy in the number of HIV-infected people in 2018 compared to 2019.

Number of people with injectable PAS-induced mental and behavioural disorders with a history of infectious diseases (2018-2019*)



Notes: Source: The regional state administrations

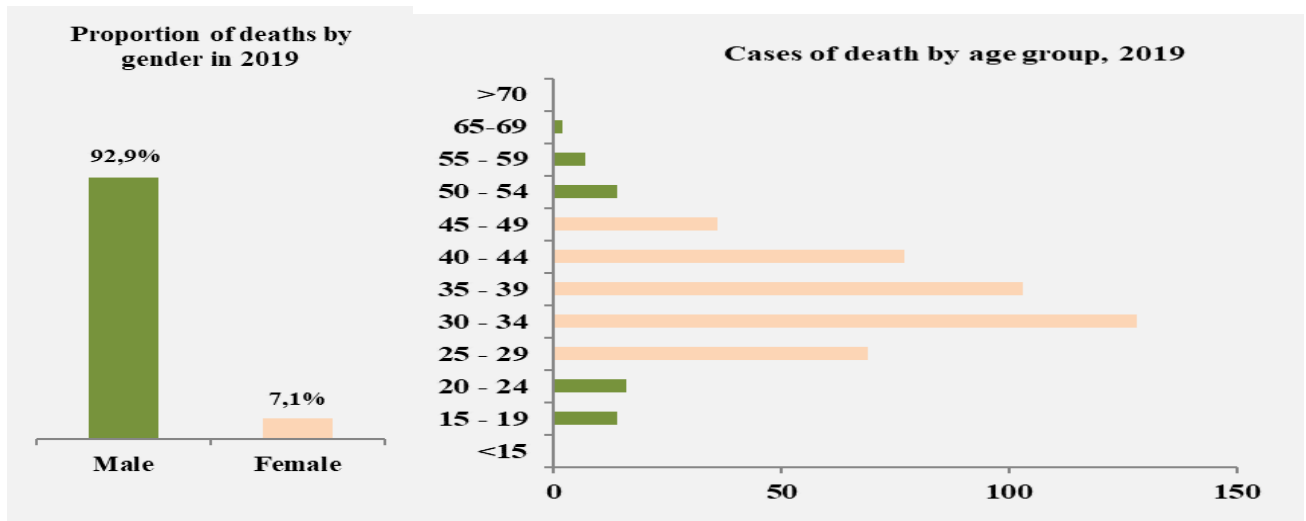
Deaths Associated with PAS Use and Overdoses

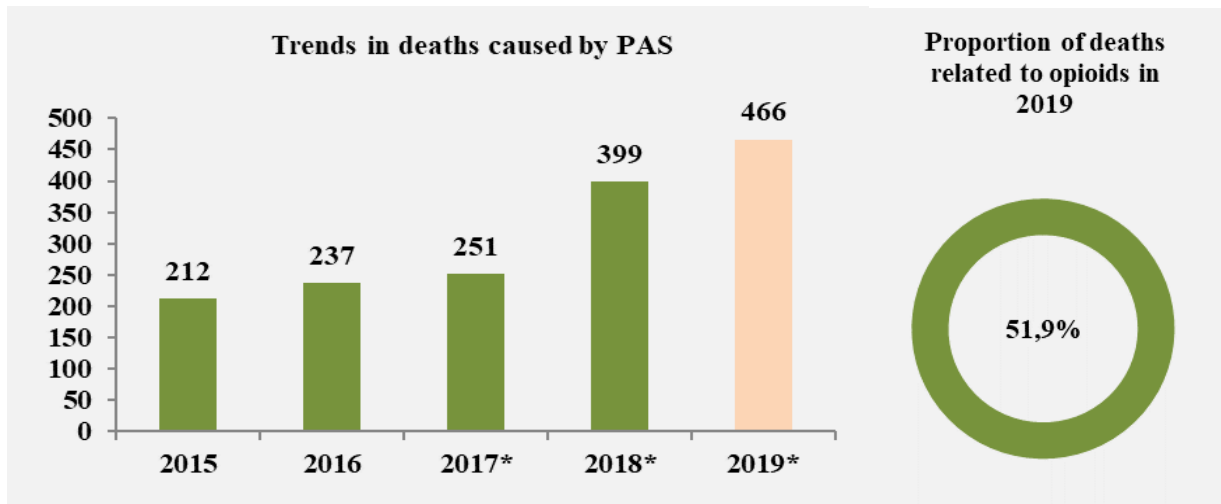
Collection and generalization of the information on death were carried out according to the State Service of Statistics of Ukraine (SSSU).

Furthermore, in order to reflect that the information is full and has a comparative assessment of the collected data, the information on the number of deceased persons has been consolidated and analysed from the regional bureaus of forensic medical examinations (BFM).

According to SSSU, in 2019, 466 cases of deaths were recorded in Ukraine that related to the use of and lethal overdosing (LOD) on PAS. Of these, 45 deaths related to mental and behavioural disorders due to the use of PAS and 421 cases related to external causes of death associated with the use of PAS.

Drug-related deaths due to PAS use or overdosing for 2015-2019





Notes: Source: SSSU (2019);

* X41 (in combination with T40.0-9 and T43.6); X42 (in combination with T40.0-9); X61 (in combination with T43.6); X62 (in combination with T40.0-9); Y11 in combination with T40.0-9 and T43.6); Y12 (in combination with T40.0-9).

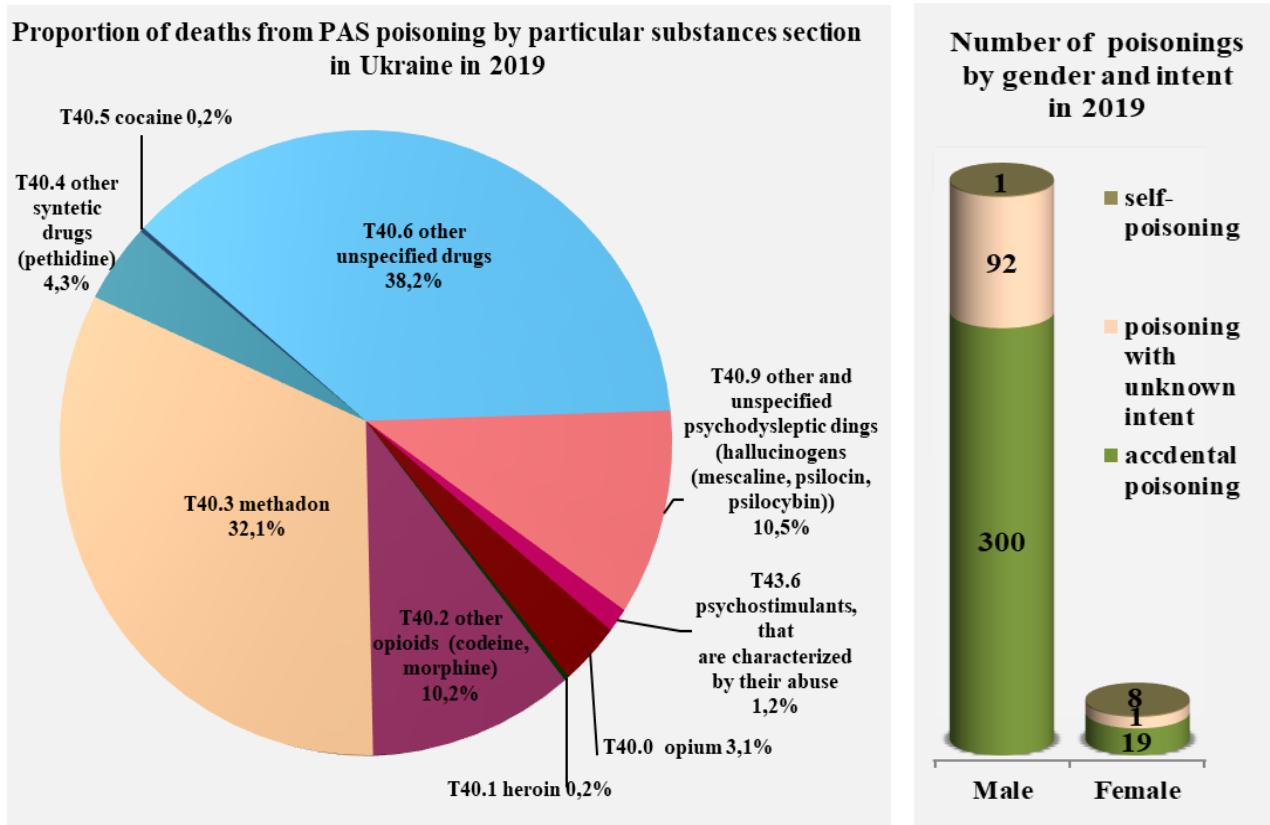
In recent years, the structure of deaths by sex remains unchanged, so in 2019 92.9% were men (433 cases) and 7.1% were women (33 cases).

By age groups, the largest number of deaths in 2019, namely — 413 cases (88.6%) were in the age group from 25 to 49 years, of which the largest number of deaths 128 cases (27.5%) were in the age group from 30 to 34 years, 103 cases (22.1%) were in the age group from 35 to 39 years, 77 cases (16.5%) were in the age group from 40 to 44 years.

The age group from 15 to 24 years accounted for 30 deaths and 23 cases to the age group from 50 years and older.

Cases of deaths related to mental and behavioural disorders due to the use of PAS (45 cases) occurred for three reasons (defined by ICD-10 codes) deaths: 32 cases related to opioid use, 11 cases were due to the multisubstance use and other PAS and 2 cases involving the use of other stimulants, including caffeine.

Proportion of deaths from poisonings related to the use of PAS, in terms of PAS and the number of cases of LOD on sex and intent of poisoning (for 2019)



Note: Source: SSSU (2019).

Analysing in more detail the cases of deaths due to PAS overdoses (421 cases), we note that opioid overdoses were 209 cases (codeine and morphine were 43 cases, methadone were 135 cases, opium were 13 cases, synthetic opioids were 18 cases). Unspecified drug overdoses include 161 deaths, 44 cases of psychodysleptic substances (hallucinogens) and 1 case of overdosing on cocaine. There were also 5 cases of psychostimulants (characterized by the possibility of their use).

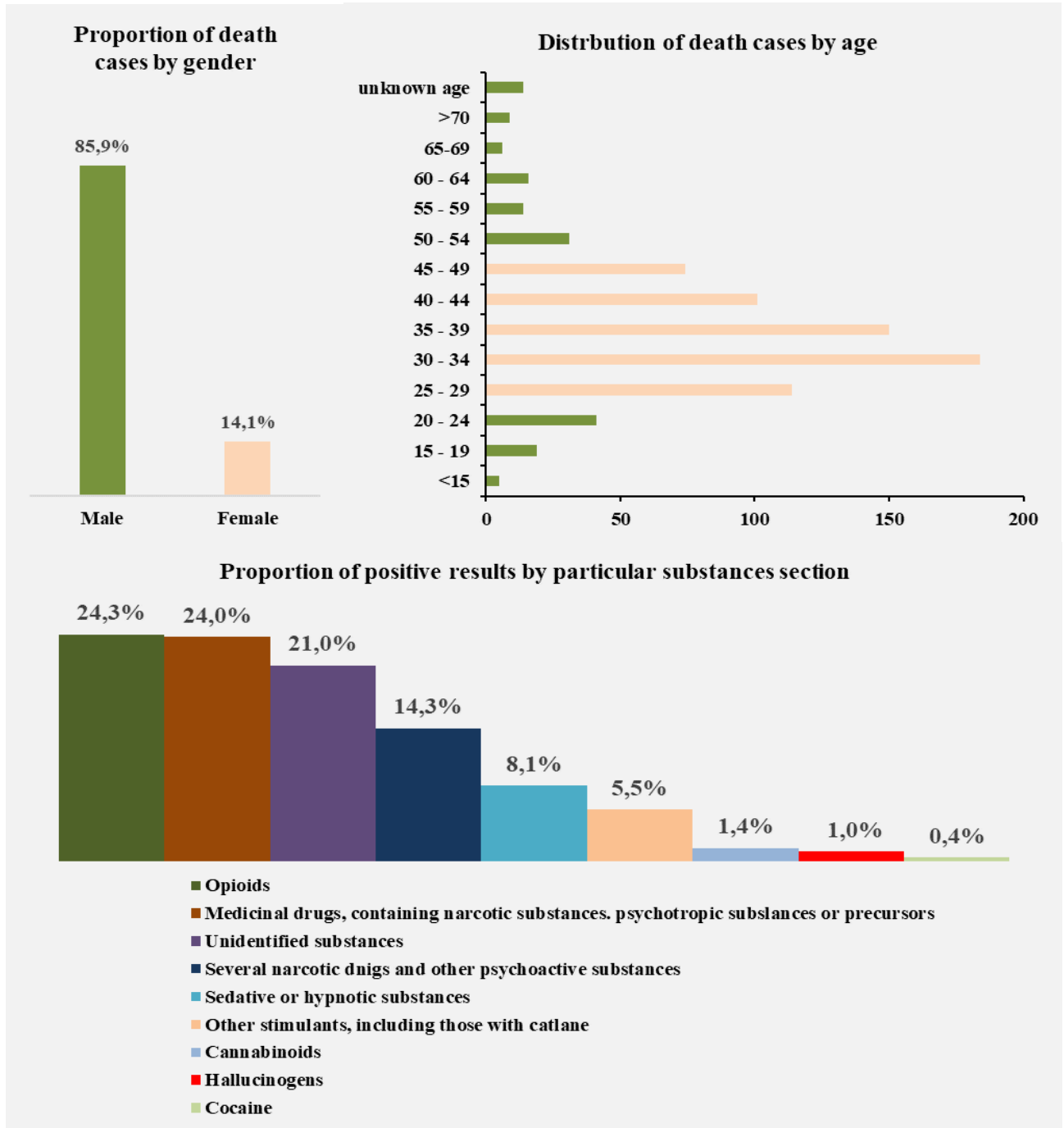
In general, the number of PAS overdose deaths in 2019 has increased by a quarter compared to 2018. In particular, methadone overdoses have increased by more than two-thirds and synthetic opioid overdoses are up almost 2.25 times.

According to the intention (overdose deaths by PAS), the numbers were distributed as follows:

- 319 deaths — accidental overdosing;
- 100 deaths — overdosing with an indefinite intent;
- 2 deaths — self-poisoning.

According to the BFM, the number of deaths for whom the fact of the presence of PAS in the biological material took place in 788 cases. Of these, 189 cases have involved the presence of opioids in the human body, 187 cases have involved drugs containing narcotic drugs, psychotropic substances or precursors, in 163 cases unidentified substances were registered, 111 cases had multidrug patterns and other PAS, 63 referred to sedatives or hypnotics, 43 referred to other stimulants, 8 referred to hallucinogens, 11 cases referred to cannabinoids and 3 cases referred to cocaine.

Post-Mortem Examination for PAS in 2019



Note: Source: 25 existing BFM in Ukraine (2019).

Analysing the ranges of age groups for which the fact of the presence of PAS in the biological material, it should be noted that 80.1% (623 cases) were in the group from 25 years to 49 years of the total number of cases (778 cases).

Regarding the structure of cases by sex, 85.9% (668 cases) were male, and 14.1% (110 cases) were women.

The share of opioids was almost 24.3% of all established facts of the presence in the biological material of PAS, 24.0% are drugs containing narcotic drugs, psychotropic substances or precursors, 21.0% — for substances that have not been identified, the rest consisted of other PAS.

***Comparison of SSSU statistics on PAS overdose-related deaths to BFM data (in 2019)
(PAS presence confirmed)***

Data sampling criteria	SSSU Data (GMR / Choice "B")	BFM Data (CMP / Choice "D")
Age groups from 25 to 49 years	88.6% (413 cases)	80.1% (623 cases)
By gender men	88.2% (382 cases)	88.6% (552 cases)
The proportion of opioids	51.9% (242 cases)	24.3% (189 cases)
Total cases	466 cases	778 cases

If we compare the data of deaths for which the fact of the presence of PAS in the biological material, to the cases of deaths related to the use of PAS, and LOD on them, it can be noted that the ranges of age groups coincide, i.e. in both samples 25 years to 49 years accounted for more than 80% of all cases.

Comparing the data of the State Statistics Committee with the data of the BFM by article, we state that more than 88% of men in both samples were data.

And only in terms of substances, the analysed data have some differences, but in both samples of data to the largest group of PAS are opioids.

In Ukraine in 2019, the frequency of deaths related to the use of PAS and LOD on them, among the population aged 15 to 64 years, was almost 16 people per one million.

Prevention

In Ukraine, the implementation of preventive measures is carried out by the central executive bodies within the powers defined by the relevant regulations.

In the field of organizational and practical support for prevention and rehabilitation of drug addicts carried out by: The Ministry of Education and Science of Ukraine (MoES), the Ministry of Health (MoH), the Ministry of Youth and Sports (MoYS), the Ministry of Social Policy of Ukraine (MoSP), other central executive bodies, regional state administrations and non-governmental organizations.

Preventive Measures

Prevention covers certain social and age groups and includes a variety of measures, from preventing drug use to reducing the negative effects caused by the use of PAS.

Implementation of state policy, in particular, in the field of healthy lifestyles among student youth, is entrusted to MoES.

According to the MoES and the SSSU at the beginning of the 2019/20 academic year in Ukraine the educational institutions had:

Type of educational institution	Number of institutions, units	Number of students, listeners, persons	Number of teachers / scientific, scientific-pedagogical and
--	--------------------------------------	---	--

			pedagogical workers, persons
General secondary education institutions*	15 194	4 138 466	439 921
Institutions of professional (vocational) education*	723	245 775	-
Institutions of higher education (colleges, technical schools, colleges, universities, academies, institutes)**	619	1 439 706	/ 156 909

* Source: Administrative data of the Ministry of Education and Science.

** Source: Statistical data of the State Statistics Service.

In Ukraine, primary education is usually obtained from the age of six. Children who have reached the age of seven at the beginning of the school year must start primary education in the same school year. The full educational process for general secondary education in Ukraine takes 11-12 years of learning.

Implementation of primary prevention programs, promotion of a healthy lifestyle, prevention of HIV infections and other socially dangerous diseases as well as organizational requirements for living conditions in educational institutions that ensure safety, health, nutrition and recreation are regulated by a number of laws and regulations.

The main normative documents that determine the place of preventive education in the education system are:

- *National doctrine of education development* that states that one of the priorities of state policy for the development of education is to promote a healthy lifestyle among young people.
- *Law of Ukraine "On Education"* that defines that one of the principles of state policy in the field of education and the principles of educational activities is the formation of a culture of healthy living, environmental culture and care for the environment.
- *National strategy for the development of education in Ukraine until 2021* that provides, in particular, the formation of a healthy lifestyle as a component of education, preservation and strengthening of the health of children and youth, ensuring their balanced nutrition, medical examination.
- *State standards of general secondary education* that are approved by a decision of the Government of Ukraine and reviewed at least once every 10 years.
- *Standards of higher education* that are developed for each level of higher education within each specialty in accordance with the National Qualifications Framework and are used to determine and assess the quality of higher education and the results of educational activities of higher education institutions (research institutions), learning outcomes in relevant specialties.

Forms of work on the formation of skills for a healthy lifestyle in pupils / students is carried out by conducting various activities to raise awareness, expand knowledge about the negative consequences of substance use, namely:

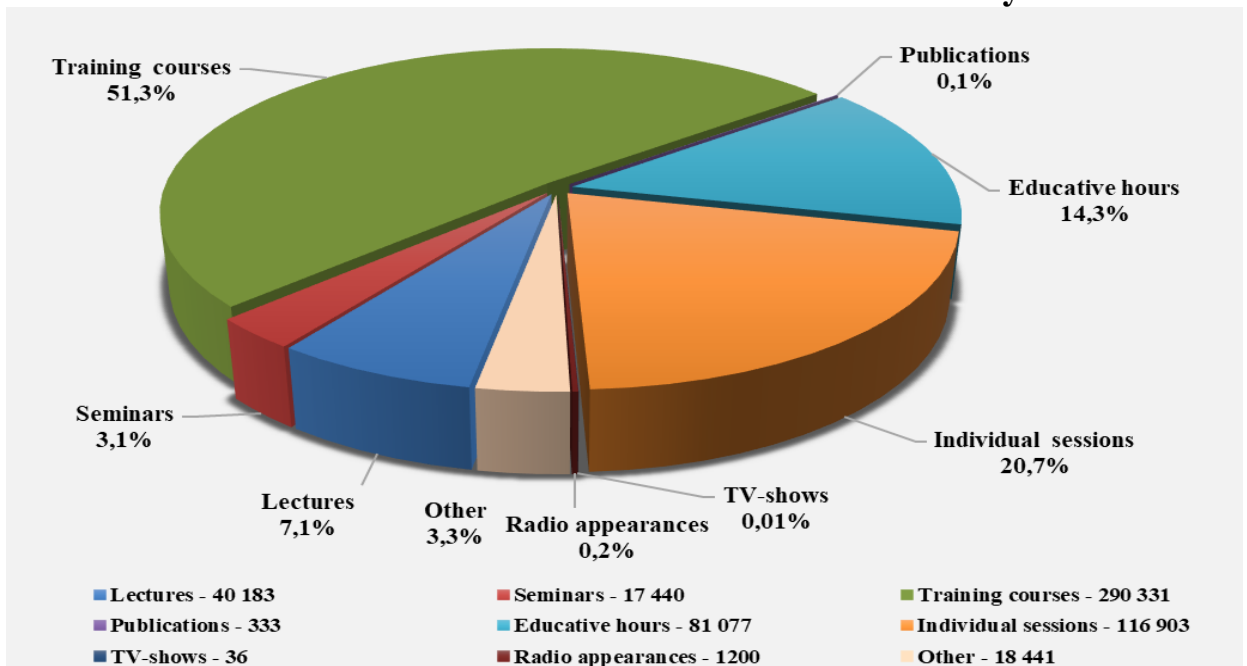
- 1) *work with pupils / students by conducting:*
- individual and collective conversations;
 - training and educational classes;
 - thematic meetings with narcologists for students and teachers;
 - educational hours;
 - round tables, discussions, seminars;
 - acquaintance with informational and methodical literature;
 - sports games, tournaments, etc .;
 - lectures;
 - meetings with law enforcement agencies;
 - competitions, exhibitions of works, involvement of students in the development of information materials;
 - watching videos;
 - school groups aimed at forming a positive motivation of children and youth to a healthy lifestyle.
- 2) *work with parents by conducting:*
- parent meetings;
 - individual conversations;
 - review of the literature on healthy living;
 - meetings with law enforcement agencies.
- 3) *work with the teaching staff by conducting:*
- meetings of pedagogical councils;
 - workshops, informational and explanatory seminars;
 - interactive lectures and trainings;
 - training of pedagogical workers on training courses;
 - advanced training courses for teachers;
 - review of the literature on healthy living;
 - all-Ukrainian conferences;
 - modular classes;
 - special courses on educational work to prevent drug use and sale by young people;
 - online courses.

According to the Ministry of Education and Science, in the 2019/2020 academic year, 565 944 various measures were taken to prevent and reduce the use of PAS, namely:

- 116 903 — individual conversations;
- 40 183 lectures;
- 81 077 — educational hours;
- 36 — TV programs;
- 1 200 — radio appearances;
- 290 331 — trainings;
- 17 440 — seminars;

- 333 — publications of information and methodical literature;
- 18 441 — other measures.

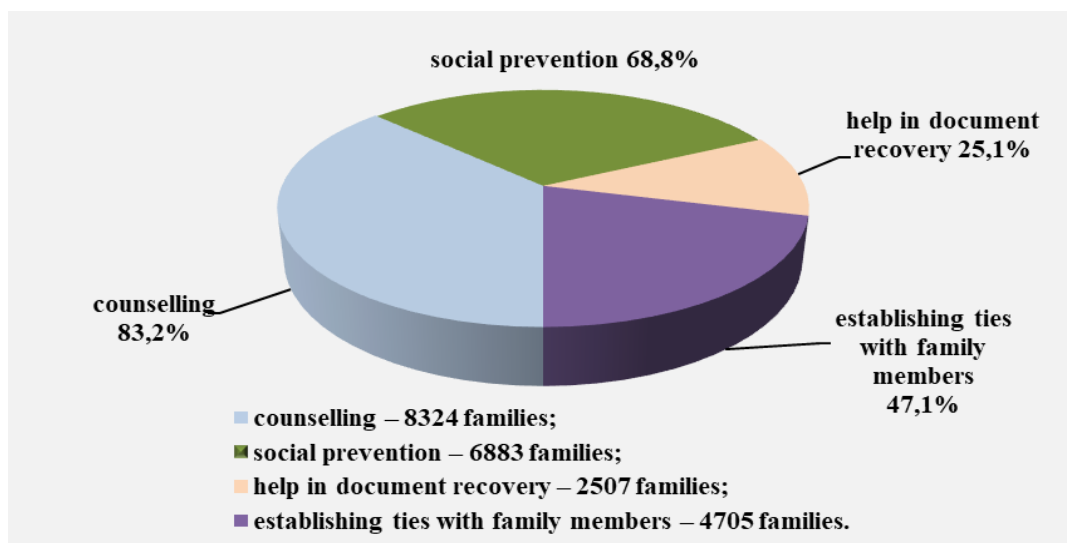
Preventive measures in Ukraine in the 2019/2020 academic year

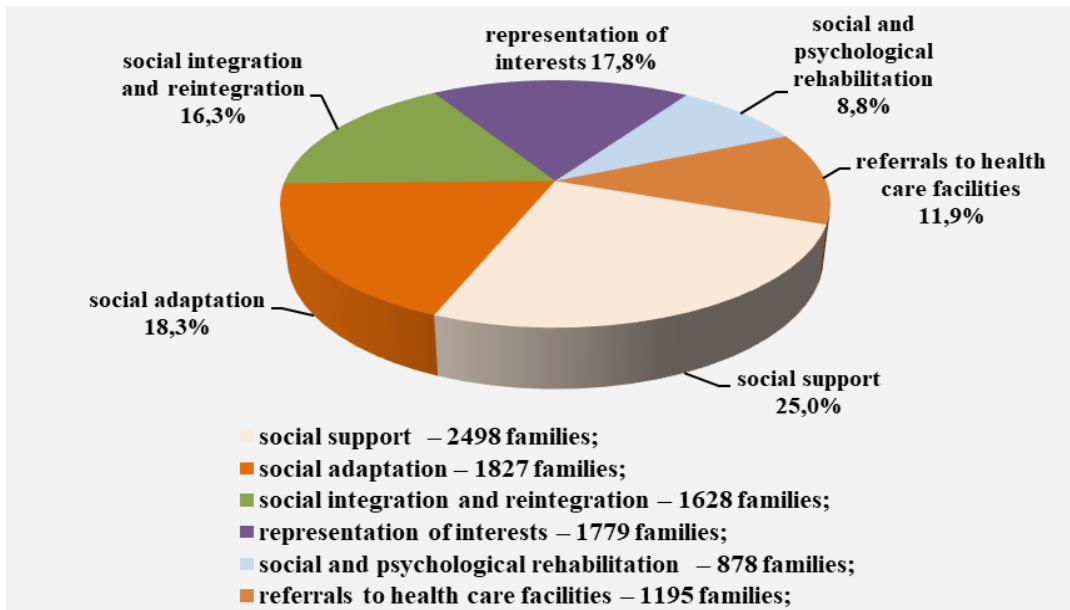


Note: Source: the Ministry of Education and Science for the 2019/2020 academic year.

Ukraine has approved the State Standard for Social Support of Families (Persons) in Difficult Life Circumstances, according to which the Ministry of Social Policy, namely the Centres for Social Services for Families, Children and Youth, provided social services to more than 10 000 families in difficult life situations. circumstances related to alcohol consumption and / or PAS.

Monitoring of the provision of social services in 2019 showed that the vast majority of them were aimed at the prevention of negative phenomena, the formation of a healthy lifestyle and the necessary skills. Thus, families whose members used drugs received the following types of social services:





Note: Source: the Ministry of Social Policy for 2019.

Today, the State Targeted Social Program "Youth of Ukraine" for 2016-2020 that aims to promote a healthy lifestyle of young people through measures aimed at promoting and promoting a healthy and safe lifestyle and health culture among young people, coordinated by MoYS.

Youth and children's public organizations are involved in the implementation of the state youth policy by holding a competition to identify programs (projects, activities) developed by civil society institutions, for the implementation of which financial support is provided. In 2019, 9 all-Ukrainian projects aimed at promoting and promoting a healthy and safe lifestyle and health culture among young people were implemented that covered 133 100 people.

In addition, in 2019, 69 events were held which were attended by more than 14 000 children and youth.

There is a network of physical health centres "Sports for all — health for everyone" (more than 250 centres) (<http://sportforall.gov.ua>), the priorities of which are:

- consolidation of the Ukrainian people in the struggle for a healthy future of the nation;
- confession of national traditions of physical culture and sports and leading a healthy lifestyle;
- promotion of physical culture and sports and a healthy lifestyle among all age groups and segments of the population, especially children and youth.

Harm Reduction

Reducing the Harm from the Effects of Non-Medical Drug Use

The issue of measures to reduce the harm from the effects of drug use is defined by the Laws of Ukraine "On Combating the Spread of Diseases Caused by Human Immunodeficiency Virus (HIV) and Legal and Social Protection of People Living with

HIV", "On Narcotic Drugs, Psychotropic Substances and Precursors". In addition, in 2019 the Government adopted the National Strategy for Combating HIV / AIDS, Tuberculosis and Viral Hepatitis until 2030 which sets long-term priorities and a vector for the formation of further national programs to combat this disease, taking into account the United Nations Sustainable Development Goals.

Harm Reduction Measures

In Ukraine, there are no such programs as: "Programs for the issuance of naloxone at home", "Premises for drug use" and "Heroin program".

However, in the framework of Ukraine's Transition Plan from donor funding to the Global Fund to Combat HIV to state funding, in June 2019 the Government decided to provide high-risk groups with HIV prevention services from the state budget. The structure of HIV prevention services includes:

- provision of targeted information, educational and communication services;
- distribution of condoms and lubricants;
- exchange and issuance of syringes;
- HIV testing services;
- screening for tuberculosis.

Distribution of condoms and lubricants, exchange and dispensing of syringes will be carried out among representatives of high-risk groups, namely men who have sex with men (MSM), persons who provide sexual services for a fee (SP) and people who use drugs by injection (LVNI).

ESTIMATED QUANTITIES OF GOODS to be provided within the framework of HIV prevention services among representatives of high-risk groups for HIV infection

List of services	Service recipients	Cargo	Estimated number * (person / year)
Condom distribution	LVNI (from 14 years)	Condoms	20
		Lubricants	2
	JV (from 18 years)	Condoms	200
		Lubricants	100
	MSM (from 14 years)	Condoms	50
		Lubricants	25
Exchange and issuance of syringes	LVNI (from 14 years)	Disposable injection syringes with needles	200

		Alcohol disinfectant wipes	200
--	--	-------------------------------	-----

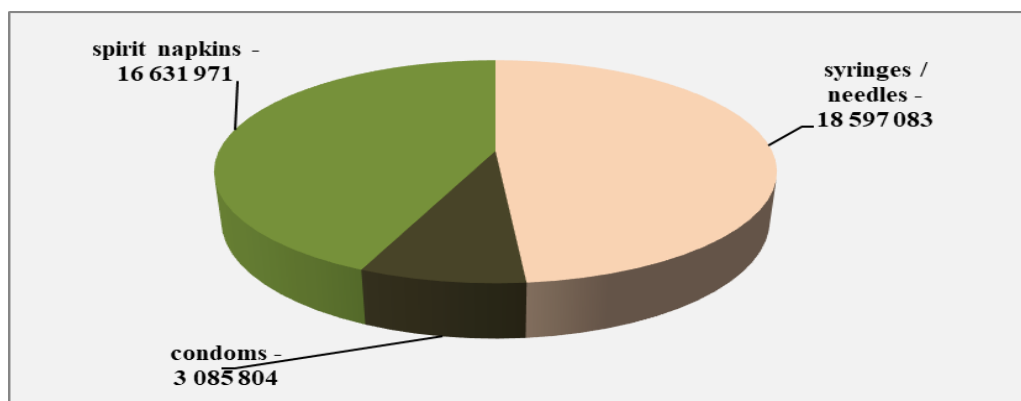
Note:* the estimated amount is used as the projected average per recipient during the year. The number of goods provided under the services may vary according to the needs of the recipient of the service.

The estimated annual projected number of people who will be provided with the above-mentioned HIV prevention services is 211 611 people from high-risk groups.

In the first two months of 2019 (November-December), 64 975 people from high-risk groups received HIV prevention services, and the amount of funds used from the state budget amounted to 8 435 000 hryvnias (291 378.24 euros).

In addition, in 2019, NGOs distributed among the LVNI: 3 085 804 condoms, 18 597 083 syringes / needles and 16 631 971 alcohol wipes. The above activities were funded by international organizations.

Distribution of personal protective equipment among LVNI in 2019



Note: Source: non-governmental organizations for 2019.

Treatment of Mental and Behavioural Disorders Caused by PAS Use

Treatment System

The goals of treatment which are defined in SSPD-20, and plans for their implementation focus on comprehensive, integrated use of all components of the treatment system, their interaction based on evidence-based methods, ensuring access to health care, expanding treatment options, alternative punishment. Similarly, changing the strategic priorities of treatment of drug addicts in penitentiary institutions (ensuring the availability of all types of drug treatment services, implementation of psychosocial and pharmacological programs (including detoxification) in penitentiary institutions, monitoring and control of this process, etc.).

Treatment services are financed from the state and local budgets, special funds and other sources not prohibited by the legislation of Ukraine. Psychiatric care is provided by medical institutions of all forms of ownership and is implemented through specialized harm reduction centers, psychiatric and narcological hospitals, narcological dispensaries, narcological offices in multidisciplinary medical and preventive institutions for primary, secondary and tertiary care, outpatient clinics.

There are forms of receiving medical care for people with drug addiction: inpatient detoxification — in all narcological and some psychiatric institutions;

outpatient detoxification — in all narcological institutions and outpatient units; medical consultations; SMT using methadone hydrochloride and buprenorphine; rehabilitation programs.

Inpatient treatment includes: examination and short-term intervention; detoxification; symptomatic therapy; gradual relief of withdrawal syndrome; opioid maintenance therapy; treatment planning; counseling and more.

The SMT program in Ukraine received legislative support in 2012.

SMT is implemented on the basis of health care facilities (narcological and anti-tuberculosis dispensaries, AIDS centers, city and district hospitals, primary health care centers). Since 2017, SMT programs have been funded from the State Budget which ensures the continuity of treatment not only for existing patients, but also for the expansion of the program.

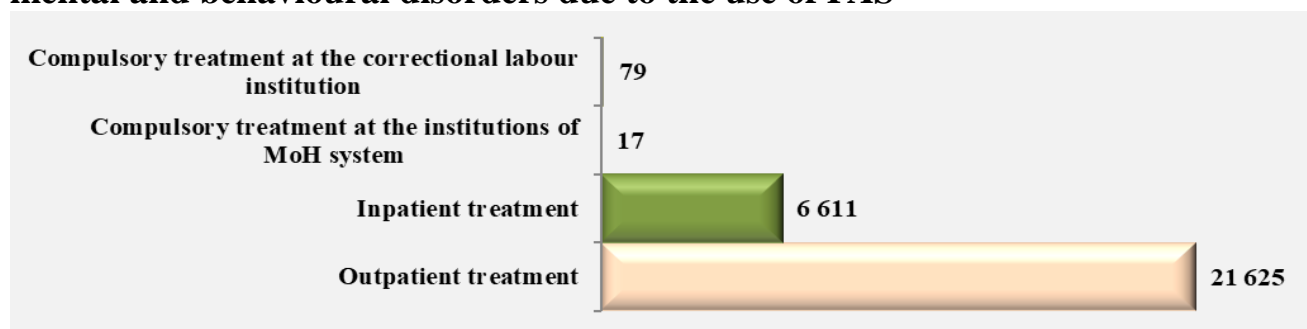
Providing Treatment

As of January 1st, 2020, 62 579 people with mental and behavioural disorders due to the use of narcotic drugs and psychotropic substances were under supervision in the dispensary group in Ukraine, of which 3 682 persons were under supervision with a newly diagnosed diagnosis, 54% of whom were age category from 15 to 35 years.

In the structure of persons who were covered by treatment with this diagnosis, the largest number of persons were treated for opioid dependence. Thus, in 2019, this group of patients accounted for 67% (19 099 people) of all persons covered by appropriate treatment. About 7% of people (1 927) received treatment for mental and behavioural disorders due to cannabinoid use. 6 488 people were treated for polydrug addiction.

During 2019, 28 332 people with the relevant diagnosis were covered by treatment in the dispensary group and 16 155 people — in the preventive supervision group.

Number of persons covered by treatment in the dispensary group in 2019 who have mental and behavioural disorders due to the use of PAS

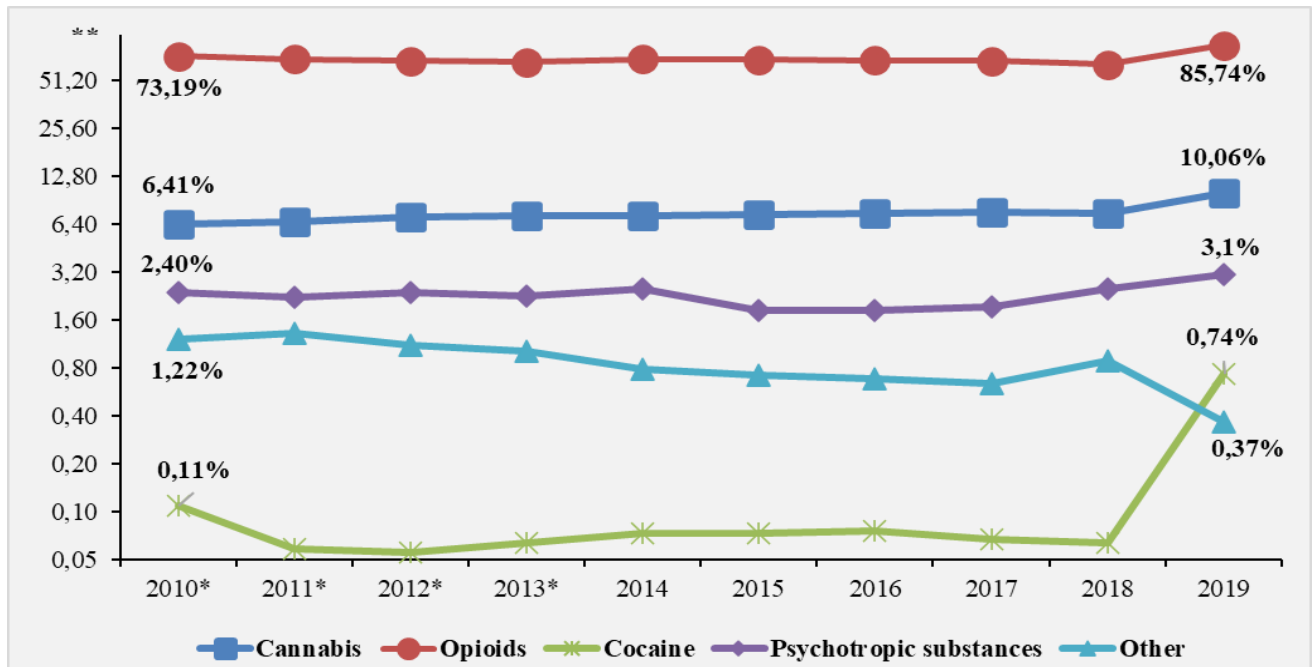


Note: Source: the Centre for Medical Statistics of the MoH (Form No. 32 "Report on persons with mental disorders due to the use of psychoactive substances, for 2019").

From the dispensary group — 21 625 people received treatment in an outpatient setting and 6 611 people — in hospitals. According to the court decision, 96 people received compulsory treatment, 17 of them in institutions of the MoH, and 79 people in penitentiary institutions.

Of the total number of people treated in the reporting year, 56% are over 35 years old.

Dynamics of prevalence among treated persons with mental and behavioural disorders due to the use of PAS in Ukraine, for 2010-2019



Note: Source: the Centre for Medical Statistics of the MoH (Form No. 32, "Report on persons with mental disorders due to the use of psychoactive substances, for 2018");

* 2010-2013 — taking into account the currently temporarily occupied territory of the Autonomous Republic of Crimea, the city of Sevastopol and part of the temporarily occupied territories in Donetsk and Luhansk regions;

** A logarithmic scale was used for visualization.

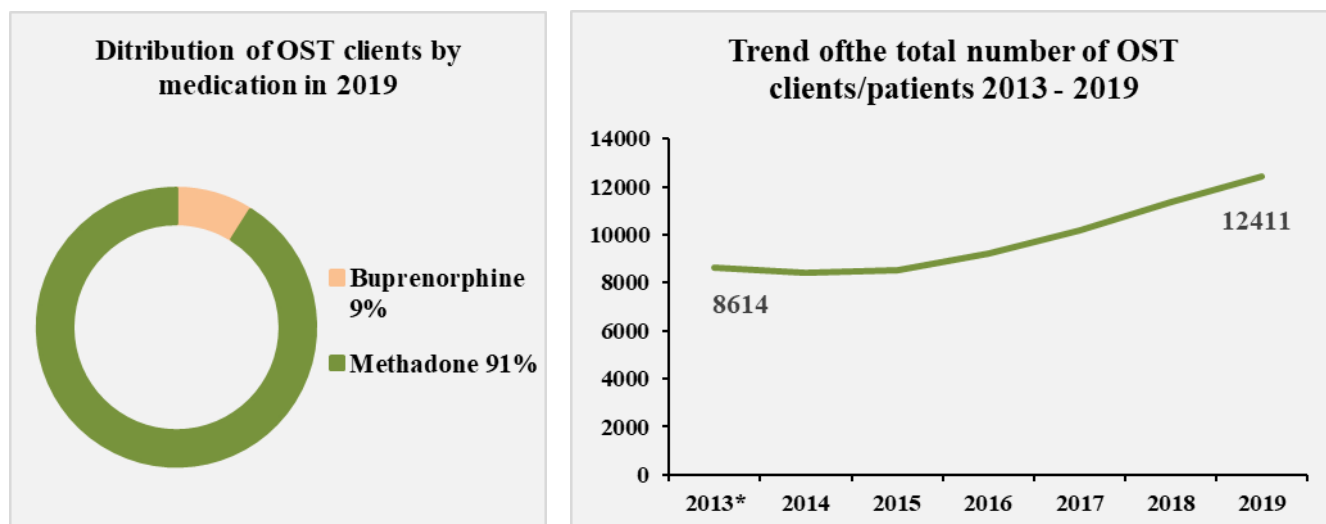
SMT in Ukraine

According to the Public Health Centre of the MoH of Ukraine which is responsible for SMT in Ukraine, as of January 1st, 2020, 12 411 people received SMT services, of which 11 006 patients (88.7%) received methadone hydrochloride (tablets), 292 patients (2.4%) — methadone hydrochloride (oral solution), 1 113 patients (8.9%) — buprenorphine hydrochloride (sublingual tablets). Among SMT clients, almost 40.3% (5 000 people) are HIV-positive.

In 2019, 6 455 SMT patients were self-administered (52% of the total number of SMT patients), of which 4 989 patients received SMT drugs directly in the SMT office in health care facilities (40.2%), 916 people (7.4%) received the drug by prescription and 550 people (4.4%) received the drug in a hospital at home.

According to the gender distribution among the participants of the SMT program, almost 83% are men, according to age groups, the average age of participants is 37-38.

In 2019, 4 new SMT service sites were created in Ukraine. In total, SMT has been implemented in all regions of Ukraine (25), the total number of which is 215 sites.

SMT in Ukraine

Note: Source: the official website of the Centre for Public Health of Ukraine

Drug Use in Prisons

In Ukraine, the Ministry of Justice of Ukraine is the central executive body in the field of execution of criminal punishments and probation. One of its main tasks is to control the observance of human and civil rights, the requirements of the legislation on the execution and serving of criminal sentences, the realization of the legal rights and interests of convicts and detainees.

In Ukraine, the number of penitentiaries, pre-trial detention centres (except for medical institutions) of the State Penitentiary Service of Ukraine (SPSU) as of 01.01.2020 was — 177 institutions (order of the Ministry of Justice of Ukraine from 10.05.2017 No. 1519/5).

As of January 1st, 2020, 52 863 persons were held in places of imprisonment of the penitentiary system, except for the occupied part of Donetsk and Luhansk oblasts, Sevastopol and the Autonomous Republic of Crimea which is 4.02% less than as of January 1st, 2019. Thus, during the year the number of people in prisons decreased by 2 215 people.

The number of convicted persons in 2019 was 35 361, of which 1 592 were women.

The total number of prisoners with tuberculosis at the end of 2019 was down 28 inmates to 1 113 on a year-to-year basis. The number of such patients was 21.05 per 1 000 prisoners in 2019.

The total number of HIV-infected in 2019 also decreased by 35 people and amounted to 3 824 people, and increased slightly — from 70.06 to 72.34 per 1 000 inmates.

An approximate number of injecting drug users with infectious diseases in their anamneses, is: Hepatitis B — 54 persons which is 0.10% of the total number of prisoners; Hepatitis C — 626 people (1.15%); HIV infection — 720 people (1.36%); Tuberculosis — 123 people (0.23%).

For almost 2 years, Ukraine has been preparing for the introduction of SMT in penitentiary institutions for convicts. And on December 23, 2019 in 1 institution of Ukraine, namely in the State Institution “Bucha Correctional Colony (No. 85)”, the first 6 patients became participants in the SMT program and received methadone pharmacotherapy as part of the pilot “Comprehensive treatment with substitution maintenance therapy for convicts mental and behavioural disorders due to opioid use in the State Institution “Bucha Correctional Colony (No. 85)”. Today’s number of SMT clients is planned to increase by selecting new patients who would meet the medical criteria. The program will include, among others, persons preparing for coming out of prison, guaranteeing the mechanism of clients’ continuous treatment when they are transferred from the penitentiary facility to the public one. It is also planned to expand the SMT program to three more penitentiaries.

The SPSU pays due attention to preventive work in penitentiary institutions. Preventive activities are constantly improved. Non-governmental organizations and projects of international technical assistance for prevention and rehabilitation therapy of drug users are involved.

The administrations of penitentiary institutions systematically take measures to timely detect and prevent delivery of narcotic drugs, psychotropic substances and precursors into these institutions.

Thus, according to the Department for the Execution of Criminal Punishments of the Ministry of Justice of Ukraine for 2019, the following drugs, psychotropic substances and precursors were seized / found in places of imprisonment: cannabis — 13.04 kg; opium poppy straw — 0.09 kg; opioids — 0.12 kg; amphetamine — 0.32 kg; methamphetamine — 0.06 kg; codeine — 0.22 kg; methadone — 1.05 kg; buprenorphine — 0.005 kg; ephedrine — 0.007 kg; pseudoephedrine — 0.002 kg; acetic anhydride — 0.03 kg.

Quality guarantees

On April 28, 2017, the order of the MoH dated 29.12.2016 No. 1422 came into force that allows Ukrainian doctors to use in their work international clinical protocols approved by the internal order of the health care institution and can be used in this institution, subject to informed patient consent.

Nevertheless, the unified clinical protocols approved by the MoH do not lose their validity and remain binding, in cases where the health care institution does not approve new clinical protocols, or the patient has not given informed consent.

Furthermore, in 2017, the Law of Ukraine “On State Financial Guarantees of Medical Care” was adopted and became effective in January 2018. This Law defines state financial guarantees for the provision of necessary medical services (medical services) and medicines of appropriate quality to patients at the expense of the State Budget of Ukraine under the program of medical guarantees.

Research related to drug problems

Mainly in Ukraine, research related to drug problems is conducted by public organizations in the framework of technical assistance from international organizations.

In order to analyse the behaviour of adolescents who use drugs at risk for HIV infection (drug use, risky sexual practices and identify their needs to determine the services they may receive) in small settlements of Kyiv, Kharkiv, Poltava, Odessa, Donetsk, Chernivtsi and Kirovohrad regions in 2019 NGO "Ukrainian Institute for Social Research. O. Yaremenko "ICF," Public Health Alliance", ICF "AIDS Foundation East-West" (AFEW-Ukraine) a study was conducted and published within the project "Adolescents Out of Attention: Improving Access to Integrated HIV Services for Vulnerable People" teenagers in Ukraine".

In addition, the State Institution "CPZMNA" publishes an annual report on the drug situation in Ukraine that summarizes the available data on research conducted in Ukraine in the field of drug use and its consequences.

Drug markets

General overview

The analysis of the situation in Ukraine in the illicit drug markets shows that the largest part of the illegal drug market is traditionally made up of herbal drugs. The third most popular after cannabis and poppy straw is heroin, followed by methadone, amphetamine and cocaine.

Cannabis — is cultivated on the territory of Ukraine for domestic consumption both in the open ground and in greenhouses equipped with a system of drip irrigation, lighting and heating that makes it possible to harvest up to three times a year. Cannabis seeds are supplied from EU countries (Netherlands or Germany).

For the first time in 2019, the fact of growing cannabis on a large scale for the purpose of further smuggling into the territory of the Republic of Poland was noted. Previously, mainly cannabis was grown for local consumption.

Poppy straw is mainly imported into Ukraine from Hungary supported by simpler cultivation of opium poppy that is used there in the pharmaceutical industry.

Heroin — over the last few years, there has been a tendency to use the territory of Ukraine as a transshipment base for the transit of heroin of Afghan origin to the European Union. If heroin used to be transited by car, in the reporting period there was a tendency to use warehouses for its accumulation in Ukraine for further smuggling.

Although large consignments of heroin continue to travel the Balkan route (Afghanistan, Iran, Turkey), international drug groups are changing and adapting new alternative routes extremely quickly. Recently, there has been a trend of shifting the "Balkan route" due to the intensification of Turkish freight traffic in Ukraine, Moldova, Russia and Romania. Part of the flow of drugs from Iran and Turkey remains a strategic direction of "Balkan drug trafficking" to Western Europe, mainly through Ukraine using road transport.

Methadone is not only produced in Ukraine in underground laboratories, but also continues to come from Russia and Belarus. The spread of methadone is mainly carried

out by members of the Gypsy diaspora.

Cocaine enters Ukraine by sea, air and road, as well as by mail. By sea, cocaine enters primarily through the ports of Odessa region and is used both for local use and for transit to Western Europe by land. Cocaine enters Ukraine by air using drug couriers.

According to available information, cocaine produced mainly in Bolivia and Peru is exported to European countries. Analysis of negative trends shows that Latin American criminal groups are actively using Black Sea ports to regulate the supply of drugs through sea container traffic. Furthermore, couriers who use air transport are involved in the smuggling of cocaine.

It should be noted that Ukraine and its citizens are used for the transit of cocaine by air from South America to Israel.

Domestic demand for amphetamine and methamphetamine in general is satisfied by Ukraine's illegal covert laboratories. Pseudoephedrine, one of the amphetamine precursors, is illegally imported from the territory of the Republic of Poland, Egypt and Jordan in the form of pharmaceuticals that have it as a component. Basically, pseudoephedrine is not used to make amphetamine. The main precursor in Ukraine for the production of amphetamine is phenylnitropropene.

MDMA is imported from the European Union (Netherlands, Germany), PVP is imported from China by mail, and there were a few instances recorded on manufacturing it in Ukraine in the underground laboratories.

Particularly popular among drug users are new psychoactive compounds (e.g., smoking mixtures, "bath salts", hallucinogenic mushrooms, etc.). These drugs enter the Ukrainian market mainly from China using international mail and express/courier shipments.

The main reason for the attention to the territory of Ukraine, from the international criminal groups of drug trafficking, is the favourable geographical location (common border with the EU, access to the Black and Azov Seas), developed infrastructure of sea and air ports.

The territory of Ukraine is used mainly as a transit zone for smuggling heroin from Asia, psychoactive compounds from China and cocaine from Latin America and Europe.

Information / data on the volume of seizures of narcotic drugs and psychotropic substances by registered criminal offense, the proceedings on which were completed in 2019

In Ukraine, official statistics on the volume of seizures of narcotic drugs and psychotropic substances are available in the form of the Unified Report on Criminal Offences that provides information on the volume of seizures of PAS for criminal offences which ended in the current period. The single report on criminal offences is freely available and posted on the OPGU website on a monthly basis.

The volumes of the seized PAS upon completion of criminal proceedings amounted to:

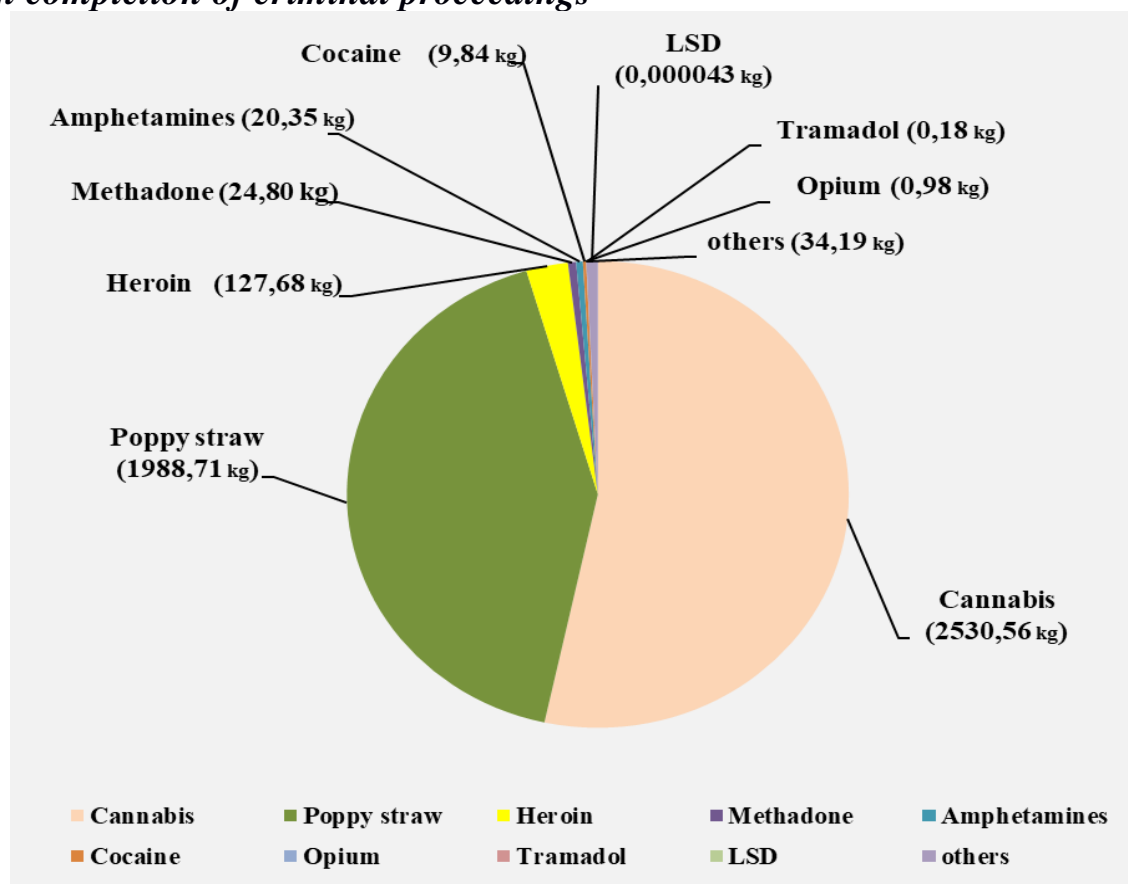
2017 — 4 615.24 kg

2018 — 2 662.40 kg

2019 — 4 737.28 kg

In 2019, with the structure of seizures in terms of substances and their share is as follows: 53.4% of seizures were cannabis; 42% — opium poppy straw; 2.7% — heroin; 0.5% — methadone; 0.4% — amphetamine, 0.2% — cocaine, opium, tramadol and LSD together and 0.8% — other psychoactive substances.

Volumes of seizures in 2019 of narcotic drugs and psychotropic substances upon completion of criminal proceedings



Source: the OGPU "Unified Report on Criminal Offences" for 2018-2019;

During the last 2 years (2018-2019) the total amount of seizures of 5 major PAS upon completion of criminal proceedings is as follows:

on average per year withdrawn:

Cannabis — 62% (2019- 2530.6 kg, 2018-2054.9 kg),

Opium poppy straw — 33% (2019- 1988.7 kg, 2018-451.7 kg);

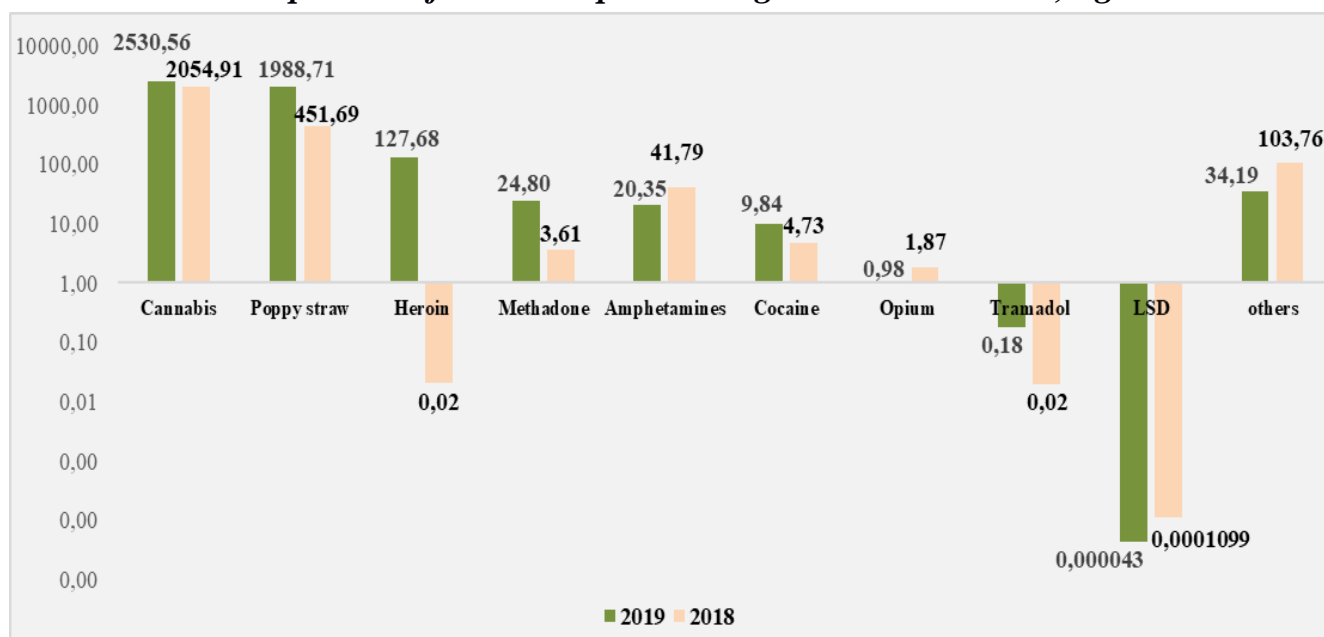
Heroin — 1.7% (2019- 127.7 kg, 2018-0.02 kg);

Methadone — 0.4% (2019- 24.8 kg, 2018-3.6 kg);

Amphetamine — 0.9% (2019 — 20.3 kg, 2018-41.8 kg);

Others (cocaine, opium, tramadol, LSD, other PAS) -2% (2019 — 26.8 kg, 2018-102.8 kg).

Volumes withdrawn narcotic drugs and psychotropic substances after the completion of criminal proceedings in 2018 — 2019, kg



Note: the data source is the OGPU "Unified Report on Criminal Offences" for 2018-2019;

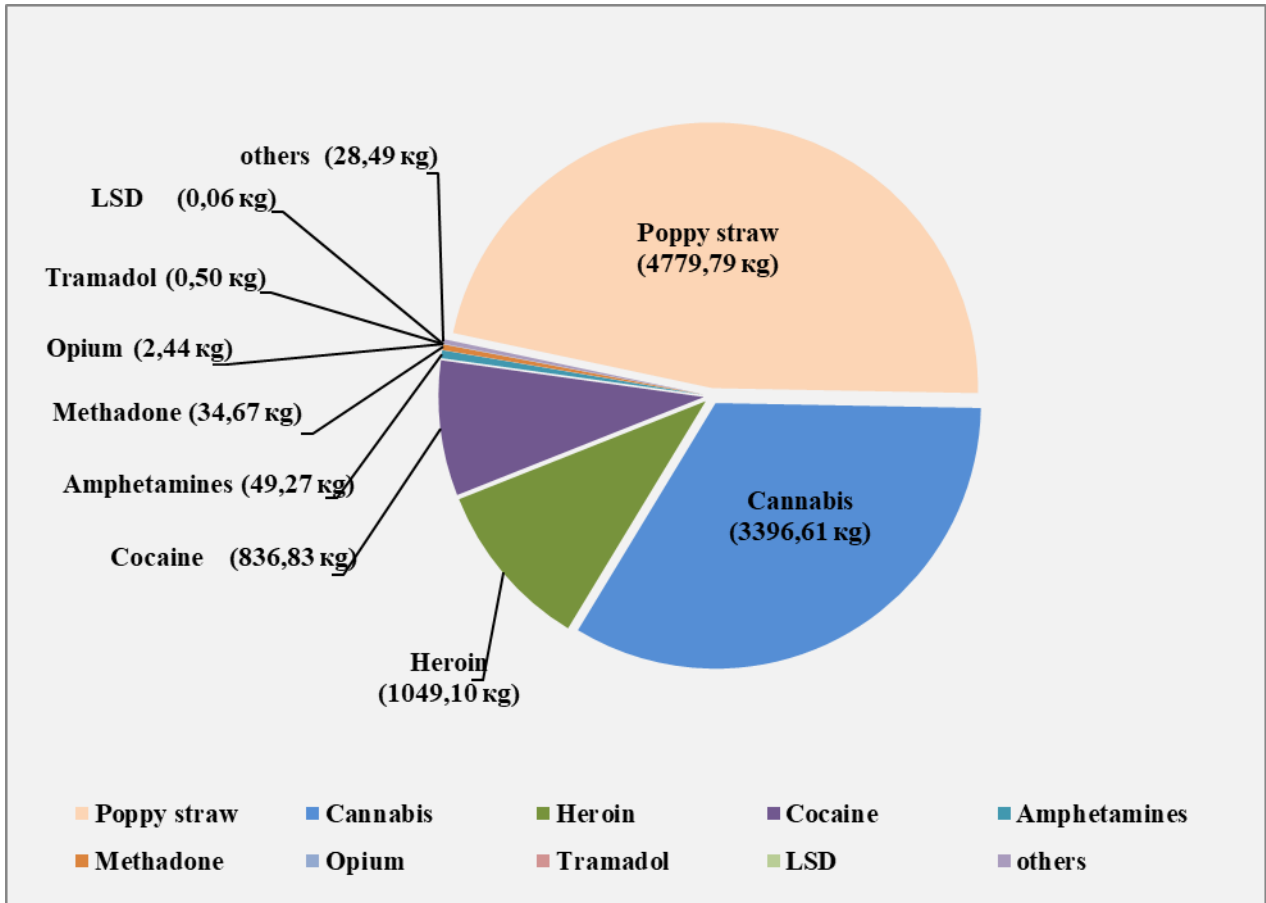
Information / data on the volume of seizures of narcotic drugs and psychotropic substances at the beginning of the pre-trial investigation in 2019

CMU Resolution 689 has approved the Procedure for collecting information / data on the drug situation in the country. In particular, according to the indicator “Illicit trafficking in psychoactive substances and related crime”, the monitoring subjects (law enforcement agencies) provide information / data on the volume of seizures / detection of narcotic drugs and psychotropic substances in the current year (by class, type and price) , the presence and sources of their income, the crime associated with their illicit trafficking, the elimination of illegal laboratories and crops of drug-containing plants.

According to law enforcement agencies, in 2019, 10 177 763 kg of narcotic drugs and psychotropic substances were seized from illicit trafficking. In 2019, the structure of seizures in terms of substances and their share is as follows:

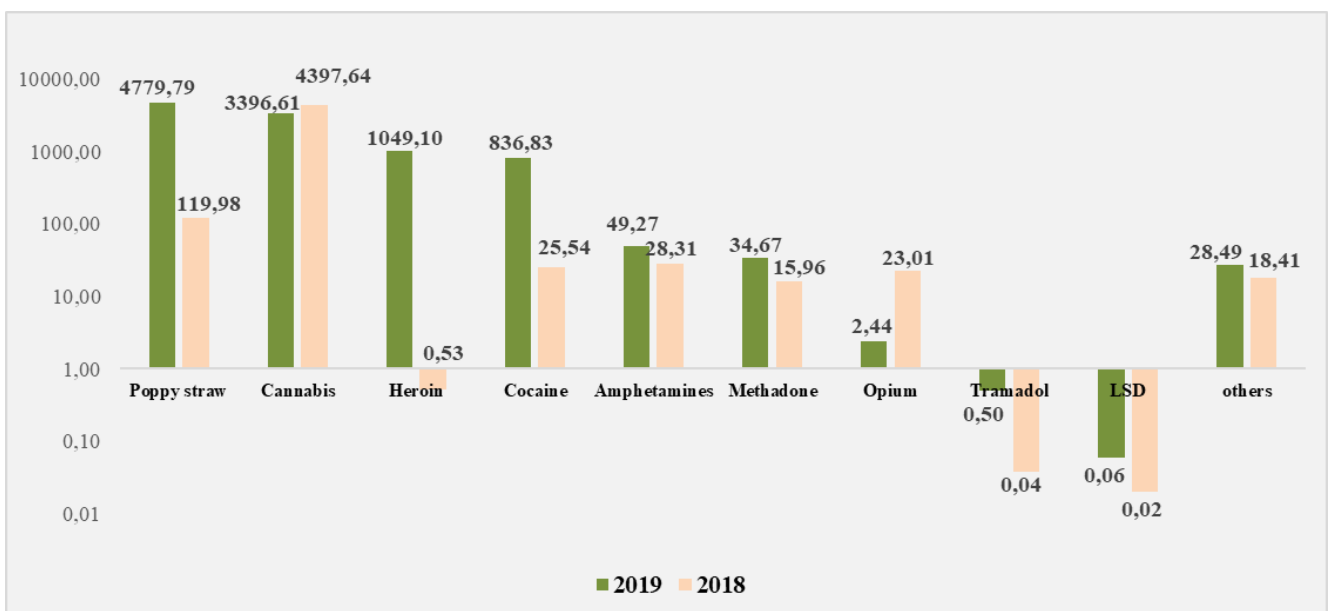
47% — opium poppy straw; 33.4% — cannabis; 10.3% — heroin; 8.2% — cocaine; 0.3% — methadone; 0.5% — amphetamine; 0.02% — opium; 0.005% — tramadol; 0.0001% — LSD; 0.01% — hashish; 0.3% — other psychoactive substances.

Volumes of seizures of narcotic drugs and psychotropic substances in Ukraine in 2019 at the beginning of the pre-trial investigation



Note: source — information /law enforcement data in accordance with CMU Resolution 689.

Volumes of seizures in 2018-2019 of narcotic drugs and psychotropic substances in Ukraine at the beginning of the pre-trial investigation, kg



Note: source — information/law enforcement data in accordance with CMU Resolution 689.

Comparison of the OPGU data to that of the law enforcement agencies for 2019

Name of PAS	Data from the OPGU (volumes of withdrawal of PAS on completed criminal proceedings)	Data law enforcement agencies (volumes of extraction of PAS on the beginning of the pre- trial investigation)
Cannabis	53.4% (2530.55 kg)	33,37% (3 396.61 kg)
Poppy straw	42% (1988.71 kg)	46.96% (4779.79 kg)
Heroin	2.70% (127.68 kg)	10.31% (1049.10 kg)
Cocaine	0.21% (9.83 kg)	8.22% (836.83 kg)
Methadone	0.52% (24.80 kg)	0.34% (34.67 kg)
Tramadol	0.004% (0.18 kg)	0.005% (0.50 kg)
Opium	0.02% (0.98 kg)	0.02% (2.44 kg)
Amphetamine	0.43% (20.35 kg)	0.48% (49.27 kg)
LSD	0.000001% (0.0000433 kg)	0.001% (0.06 kg)
Other PAS	0.71% (34.17 kg)	0.28% (28.49 kg)
Total	4 737.28 kg	10 177.76 kg

If we compare the substances that are removed the most, the vast majority of substances are the same, that is, in both comparative data up to 5 main substances include: cannabis, opium poppy straw, heroin, cocaine, and methadone, which account for more than 98% of total extraction.

And only in the total amount of seizures between completed criminal proceedings and actions at the beginning of the pre-trial investigation there are differences of more than 2 times. This situation may indicate a long period of time between the established fact of the seizure of PAS until the pre-trial investigation and the court verdict itself (the end of criminal proceedings).

Activities of law enforcement agencies

During 2019, the law enforcement agencies of Ukraine (SBU and NPU) together with OPGU, the State Border Guard Service of Ukraine (the State Tax Service) and the State Fiscal Service of Ukraine (SFS) conducted a number of significant operations. drugs, psychotropic substances and precursors, as well as several international drug trafficking and illegal activities of a number of criminal groups.

In early 2019, three citizens of Ukraine were detained who set up a drug laboratory in the Poltava region for the production of the dangerous drug methadone. In which more than 20 kg of methadone, 300 kg of precursors, almost 50 liters of liquid methadone concentrate and laboratory equipment were seized, the value of which at the prices of the "black market" is more than 35 000 000 hryvnias which is equivalent to more than 1 200 000 euros.

In March 2019, the law enforcement agencies of Ukraine terminated the operation of the largest drug laboratory in the history of Ukraine for the manufacture of psychotropic substances. During authorized searches in one of the private houses in Kyiv, more than 10 kg of psychotropic substance alpha-PVC, 5 kg of mephedrone, more

than 5 kg of amphetamine and laboratory equipment were seized. The value of seized psychotropic substances at black market prices is over 20 000 000 hryvnias which is the equivalent of almost 690 000 euros.

In the spring, an attempt to smuggle a large consignment of cocaine from South America to Europe in a container with bananas imported to Ukraine was stopped. The total weight of the detected drug is 257 kg, the estimated cost on the "black market" is more than 51 000 000 US dollars.

In the meantime, 257 kg of cocaine from Venezuela were seized in an attempt to move across the state border of Ukraine at the Yuzhny sea trade port. These measures were carried out by law enforcement officers together with the SBGS and the Odessa customs of the SFS.

In May 2019, law enforcement officers together with the SFS blocked international drug trafficking from the Middle East through Ukraine to North America. During an inspection at the Boryspil Airport customs post of the Kyiv Customs of Transit Baggage which followed from Iran to Canada, almost 10 kg of substances containing amphetamine and hashish, as well as approximately 20 kg of substance with heroin were found and seized. At black market prices, the find is worth nearly \$1 000 000.

In June of the reporting year in the Zaporizhia region, the law enforcement agencies of Ukraine exposed and stopped the illegal activities of a criminal group whose members (a local resident and three residents of the Autonomous Republic of Crimea) were engaged in the manufacture and sale of drugs. A drug laboratory was found on the outskirts of one of the villages of Melitopol district. In six equipped greenhouses with an area of more than 5 hectares, the attackers grew elite varieties of hemp. The finished "goods" were transported to the occupied Crimea. During the searches, more than 6 000 cannabis bushes, almost 5 kg of processed drugs, money, firearms, as well as equipment for growing and processing marijuana were seized. The total value of the seized was almost 70 000 000 hryvnias, the estimated value on the "black market" was 2 400 000 euros. Four persons involved in the said illegal activity have been declared suspects.

In August 2019, the illegal cultivation of narcotic cannabis in the buildings of a rented hotel and restaurant complex and greenhouses, the adjacent greenhouse and vegetable plant (with a total area of 4 hectares) in one of the districts of Ivano-Frankivsk region was eliminated. 3 organizers of illegal cannabis cultivation were detained, as well as 20 employees who provided greenhouses. About 90 000 drug-containing plants and 1 165 kg of crushed dried cannabis were seized.

According to the SBU, in 2019 separate operations were carried out to stop the activities of international criminal groups, as well as to block drug smuggling channels on the territory of Ukraine, namely:

- In January, the MDMA smuggling channel from one of the European Union countries to Ukraine was eliminated using regular buses. 8 500 MDMA tablets were removed. The organizer of the smuggling channel was detained;

- In early spring 2019, the activities of a powerful transnational drug group (known as "Khimprom"), organized by Russian citizens who are internationally wanted,

were stopped. They have created an extensive network of drug sales via Internet sites and chatbots in the Telegram messenger for cryptocurrency with subsequent cash transfer and money laundering in Ukraine. The total "staff" of the exposed drug gang is about 1 000 people. More than 180 kilograms of the finished drug alpha-PVC, the value of which on the "black" market is almost 5 000 000 US dollars;

- in March in Kyiv the activity of the drug laboratory for the production of psychotropic substances was stopped. About 30 kg of various substances, including alpha-PVP, mephedrone, amphetamine and equipment for their production, were seized from illicit trafficking. Three people were detained. These drugs were sold through a web resource located in Darknet;

- in May in the city of Odessa, as a result of a controlled supply, a citizen of the Kingdom of the Netherlands was detained, who organized a channel for smuggling and selling MDMA pills. In total, about 4 500 MDMA pills were seized;

- in July, the activities of an organized interregional group specializing in the production and marketing of the precursor phenylnitropropene, used for the synthesis of psychotropic substances amphetamine and methamphetamine, were blocked. The group included residents of Cherkasy and Kyiv oblasts, including three former police officers. IN equipment for the production of precursors and psychotropic substances was found in the premises and auxiliary premises of the defendants, almost 200 kg of phenylnitropropene, and more than 1 ton of chemical reagents for its synthesis. The estimated cost of the seized precursors at black market prices is 8 000 000 hryvnias which in the equivalent of more than 270 000 euros.

In addition, during 2019, the SBU, in cooperation with law enforcement agencies of Germany, France, Romania, Poland, etc., exposed and stopped the activities of international smuggling channels and transnational criminal groups, namely:

In March, a multi-stage special operation was conducted in cooperation with Romanian and German law enforcement agencies to uncover and eliminate a powerful international channel for heroin smuggling to the European Union, organized by natives of one of the countries of Southwest Asia. A drug courier was detained and reported in Transcarpathia, during searches more than 120 kg of heroin was seized, the value of which on the "black market" is almost 10 000 000 euros.

One of the problematic issues facing law enforcement agencies is the distribution of the potent drug Subutex which is not registered in Ukraine, so it is banned in Ukraine. The active substance of this drug is buprenorphine. The main manufacturers of this drug are the United Kingdom, France and Italy. This drug enters the territory of Ukraine with the help of scheduled transportation, as well as postal items from abroad.

IN In May, in cooperation with the National Gendarmerie of the French Republic and the Central Bureau of Police Investigations of the Republic of Poland under the auspices of Europol, the activities of an international organized criminal group specializing in drug smuggling were terminated. It consisted of 11 people who during the year transported 150 000 pills of the drug "Subutex" containing buprenorphine from France via Poland to Ukraine in the amount of about 40 000 000 hryvnias. the estimated value of which on the "black market" is approximately 1 400 000 euros.

During 2019, the law enforcement agencies of Ukraine, namely the SBU and the NPU, liquidated 40 international drug trafficking channels across the state border.

Furthermore, about 3 000 cases of illegal crops of drug-containing plants were revealed, of which 824 were opium poppies and 2 002 were cannabis. The total area of detected illegal crops is approximately 403 hectares. 1 614 criminal proceedings have been instituted by the NPU for violations of the legislation on the cultivation of drug-containing plants. The vast majority of these crimes are related to the detection of significant illegal crops of drug-containing plants grown with the use of special equipment by hydroponics or drip irrigation.

Main Statistical Data

The most recent data

Cannabis

	Year	Value
Prevalence over the last 30 days (15-17 years) (% ESPAD)	2019	2.8
Prevalence of use — last year (15-17 years) (%)	2019	5.7
Last year's prevalence of drug use — all adults (%)	No studies have been performed	
Everyone receiving treatment (%)	2019	6.80
First time recipients (%)	2019	7.90
Volume of cannabis herb removed (kg)	2019	2530,56
Number of cannabis herb extractions	No information available	
Volume of extracted cannabis resin (kg)	No information available	
The number of extractions of cannabis resin	No information available	
Content — grass (% THC) (min. And max. Registered values)	No information available	
Content — resin (% THC) (min. And max. Registered values)	No information available	
Price per 1g — grass (Euro) (min. And max. Registered indicators)	2019	From 2.70 to 7.10
Price per 1g — resin (Euro) (min. And max. Registered indicators)	No information available	

Cocaine

	Year	Value
Prevalence of use — schools (15 — 17 years) (% ESPAD)	2019	1.2
Prevalence of use — last year — among young people (%)	No studies have been performed	
Last year's prevalence of drug use — all adults (%)	No studies have been performed	
Everyone receiving treatment (%)	2019	0.86
First time recipients (%)	2019	0.14
Volume of cocaine seized (kg)	2019	9.84
The number of cocaine seizures	No information available	
Cleanliness — (Euro) (min. And max.		

Registered indicators)	No information available	
Price per 1g — (Euro) (min. And max. Registered indicators)	2019	from 89.3 to 178.5

Amphetamines

	Year	Value
Prevalence of use — schools (15 -17 years) (% ESPAD)	2019	1.7
Prevalence of use — last year — among young people (%)	No studies have been performed	
Last year's prevalence of drug use — all adults (%)	No studies have been performed	
Everyone receiving treatment (%)	No information available	
First time recipients (%)	No information available	
Volume of amphetamine withdrawn (kg)	2019	20.35
The number of amphetamine extractions	No information available	
Purity — amphetamine (Euro) (min. And max. Registered values)	No information available	
Price per 1g — amphetamine (Euro) (min. And max. Registered indicators)	2019	from 9.8 to 13.4

Hallucinogens

	Year	Value
Prevalence of lifetime use (15-17 years) (% ESPAD) *	2019	2.0
Prevalence of use — last year (15-17 years) (%) *	2019	4.1
Last year's prevalence of drug use — all adults (%)	No studies have been performed	
Everyone receiving treatment (%)	2019	0.06
First time recipients (%)	2019	0.25
The amount of extracted ecstasy (tablets)	No information **	
The number of ecstasy seizures	No information **	
Purity (ecstasy mg per tablet) (min and max registered values)	No information **	
Purity (ecstasy% per tablet) (min. And max. Registered values)	No information **	
Price per tablet (Euro) (min. And max. Registered indicators)	No information **	

Note: *data on "Ecstasy"

** According to the OPGU, statistics on Ecstasy are not kept separately.

Opioids

	Year	Value
High-risk opioid use (prevalence) (indicator / 1000)	No information available	
Everyone receiving treatment (%)	2019	67.41
First time recipients (%)	2019	54.61
Volume of heroin seized (kg)	2019	127.68
Number of heroin seizures	No information available	
Purity — heroin (%) (min. And max. Registered values)	No information available	
Price for 1 gr — heroin (Euro) (min. And max. Registered indicators)	2019	from 53.6 to 80.3

**Infectious diseases associated with drug use /
by injection / death**

	Year	Value
New diagnosed cases of HIV due to injecting drug use — from 15 to 64 years (cases / 1 million people, source :)	No information available	
Registered at the end of the reporting year of persons diagnosed with HIV due to injecting drug use	2019	4180
Prevalence of HCV among LVIN (%)	No information available	
Injecting drug use — the entire population at the end of the reporting period (number of cases / 1000 people)	No information available	
Deaths from drug use from 15 to 64 years	2019	464 *

Note: * number of cases

Measures in the field of health and social security

	Year	Value
Syringes distributed through social programs	2019	18 597 083
SMT clients	2019	12 411

Treatment

	Year	Value
All recipients	2019	28 332
Persons receiving treatment for the first time	2019	6 682
All clients of treatment (prevalence — at the end of 2019)	2019	62579

Drug-related offences

	Year	Value
--	------	-------

Number of recorded criminal offences	2019	28 338
Criminal offences through use (without purpose of sale) / possession (for the purpose of sale)	2019	18 483/6 165

Legislation of Ukraine on Alcoholic Beverages

Legislation on the basic principles of public policy in alcohol policy is based on the Constitution of Ukraine, a number of laws and SSPD-20, as well as normative legal acts adopted in accordance with them.

In 2019, amendments were made to the Law of Ukraine "On state regulation of production and lawful distribution of ethyl alcohol, cognac and fruit, alcoholic beverages, tobacco products and fuel" (No. 2744-VIII dated 06.06.2019, No. 124-IX dated September 20, 2019, No. 128-IX dated September 20, 2019, No. 318-IX dated December 3, 2019, No. 391-IX dated 18.12.2019).

This Law defines the basic principles of state policy regulation of production, export, import, wholesale and retail trade in ethyl alcohol, cognac and fruit and grain distillate, rectified grape ethyl alcohol, rectified fruit ethyl alcohol, grape alcohol distillate, raw alcohol, fruit and alcoholic beverages, organic ensuring their high quality and protection of the health of citizens, as well as strengthening the fight on the territory of Ukraine against the illegal production and lawful distribution of alcoholic beverages, tobacco products and fuel.

The above-mentioned changes, in particular, stipulate that a license for the production of alcohol is issued to enterprises that have installed round-the-clock video surveillance systems for the production and release of products. Disabling round-the-clock video surveillance systems is grounds for denial of the license or revocation of the license.

Ukraine, however, has a number of regulations aimed at protecting the health of citizens from the harmful effects of alcohol through bans. The list of prohibitions is determined by the Law of Ukraine "On Advertising". Control over that rest with the State Service of Ukraine for Food Safety and Consumer Protection which implements state policy in the field of state control over compliance with legislation on consumer protection, including consumer protection advertising; National Council of Ukraine on Television and Radio Broadcasting in respect of television and radio organizations of all forms of ownership. Responsibility for violation of the legislation on advertising is provided by Art. 27 of the Law of Ukraine "On Advertising" and the Procedure for imposing fines for violations of legislation on advertising,

The state exercises control through pricing and taxation policies.

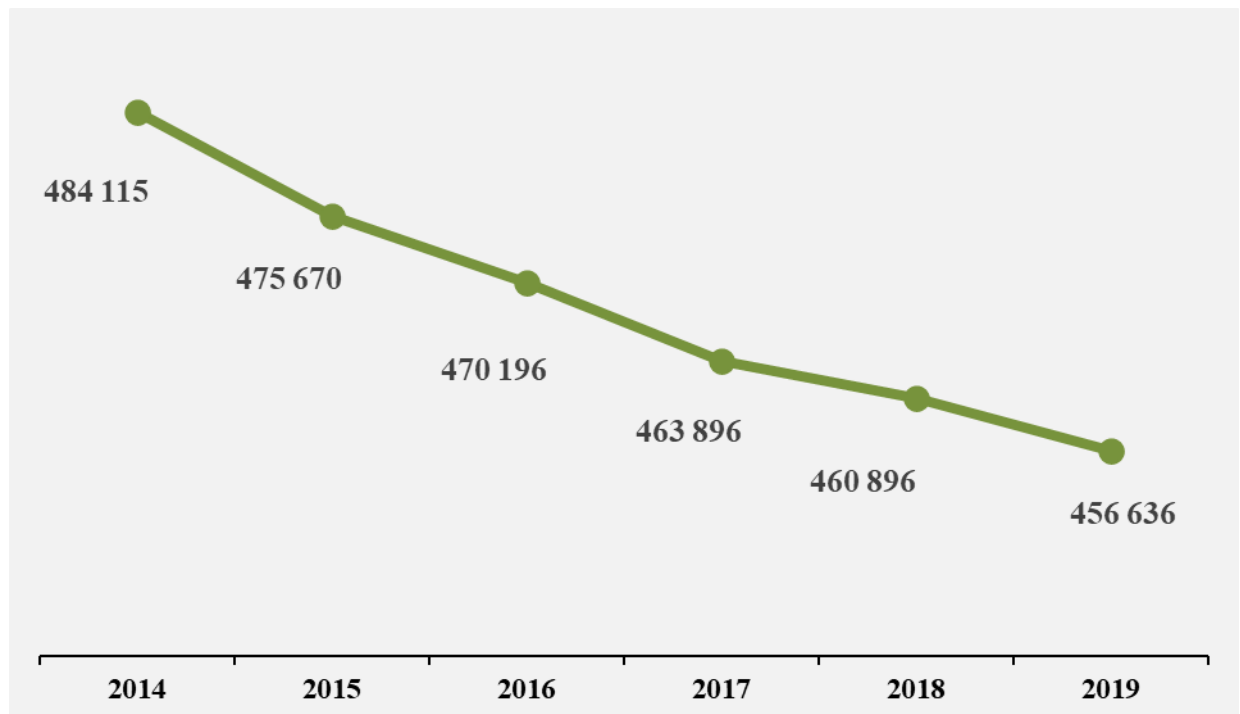
Thus, excise tax on ethyl alcohol and other alcoholic distillates, alcoholic beverages, beer is set according to Article 215.3.1 of the Tax Code of Ukraine and the amount of minimum wholesale and retail prices for certain types of alcoholic beverages according to the Cabinet of Ministers of Ukraine dated 30.10. 2008 No. 957 "On establishing the size of the minimum wholesale and retail prices for certain types of alcoholic beverages."

Also in December 2019, amendments were made to Article 120² of the Tax Code regarding the amount of fines for violations of the procedure for registration of excise invoices and calculations of adjustments to such excise invoices in the Unified Register of Excise Invoices.

Treatment of mental and behavioural disorders due to alcohol consumption

In Ukraine, as of January 1st, 2020, 456 636 people with mental and behavioural disorders due to alcohol use were under supervision in the dispensary group, almost 77% of whom belonged to the age group over 36 years.

Prevalence of mental and behavioural disorders due to alcohol consumption in 2014-2019



Note: Source: the Centre for Medical Statistics of the MoH (Form No. 32 "Report on persons with mental disorders due to the use of PAS, for 2019")

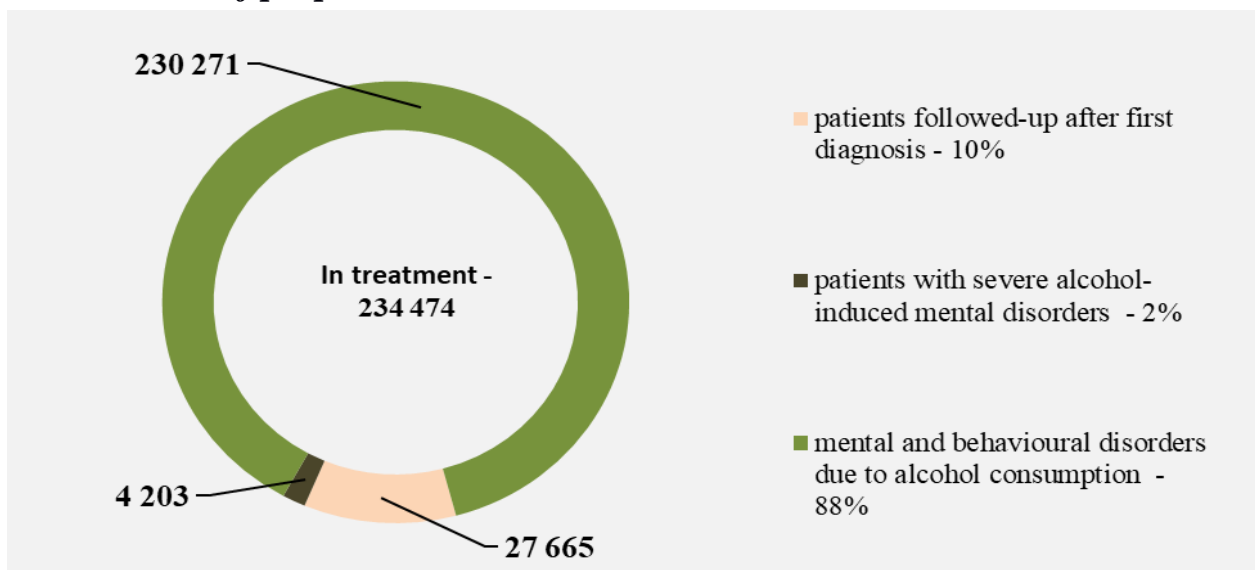
Compared to 2014, the prevalence of mental and behavioural disorders due to alcohol consumption in 2019 decreased by almost 6%.

In Ukraine in 2019, the incidence of mental and behavioural disorders due to alcohol consumption, i.e. the number of people who were taken under supervision with a first diagnosis, amounted to — 27 665 people. Of these, more than 44% were rural residents and 73% were over 35 years of age.

Over 2019, 234 474 people with the corresponding diagnosis were covered by treatment in the dispensary group and 66 720 people in the preventive supervision group.

It includes 4 203 people who were diagnosed with acute psychotic alcohol disorders in 2019.

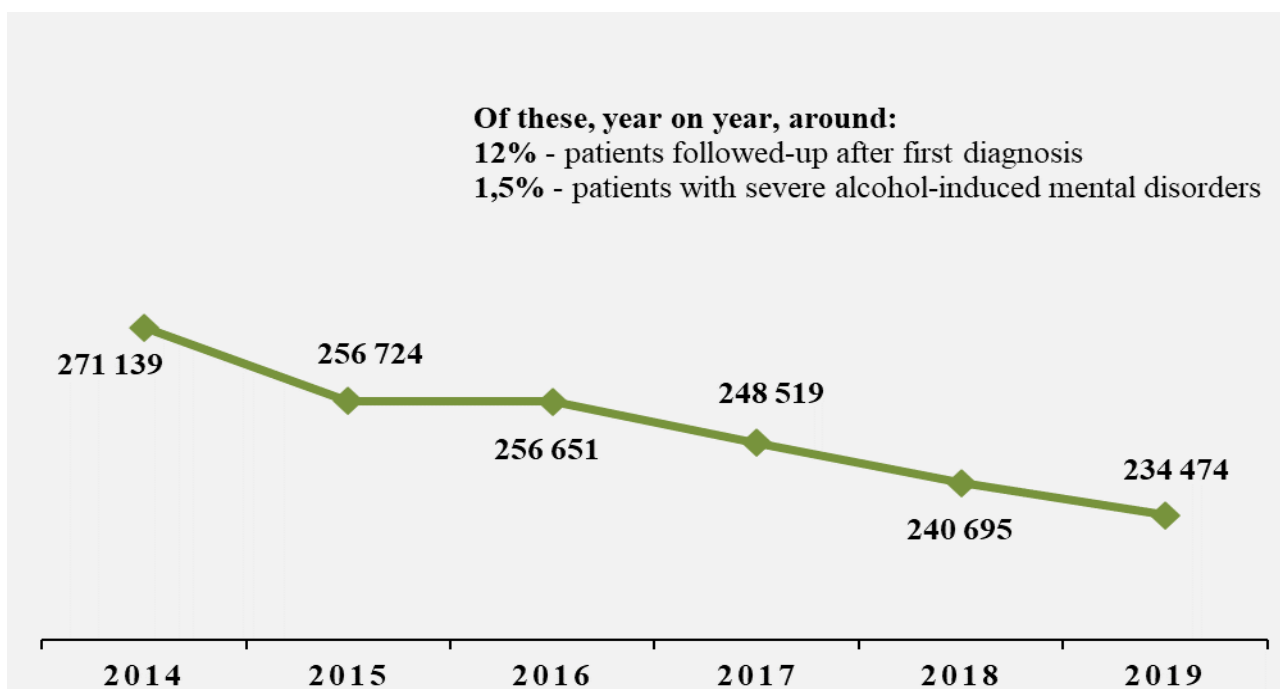
The number of people treated in 2019 who have mental disorders due to alcohol use



Note: Source: the Centre for Medical Statistics of the MoH (Form No. 32 "Report on persons with mental disorders due to the use of PAS, for 2019")

Of the dispensary group (234 474 people), 175 880 patients received treatment in an outpatient setting and 58 506 patients in hospitals. 88 patients were forcibly treated under a court decision, 24 of them in the MoH institutions and 64 in penitentiary institutions.

Dynamics of the number of treated persons who have mental disorders due to alcohol consumption in 2014-2019



Note: Source: the Centre for Medical Statistics of the MoH (Form No. 32 "Report on persons with mental disorders due to the use of PAS, for 2019")

Compared to 2014, the dynamics of treated persons in 2019 decreased by 11%. At the same time, the composition among those treated remained stable. Thus,

approximately 12% of individuals are diagnosed annually with a first-time diagnosis and 1.5% of individuals are diagnosed with acute psychotic alcohol disorders each year.

Mortality associated with alcohol consumption and poisoning

In Ukraine, the SSSU collects and summarizes information on the causes of death.

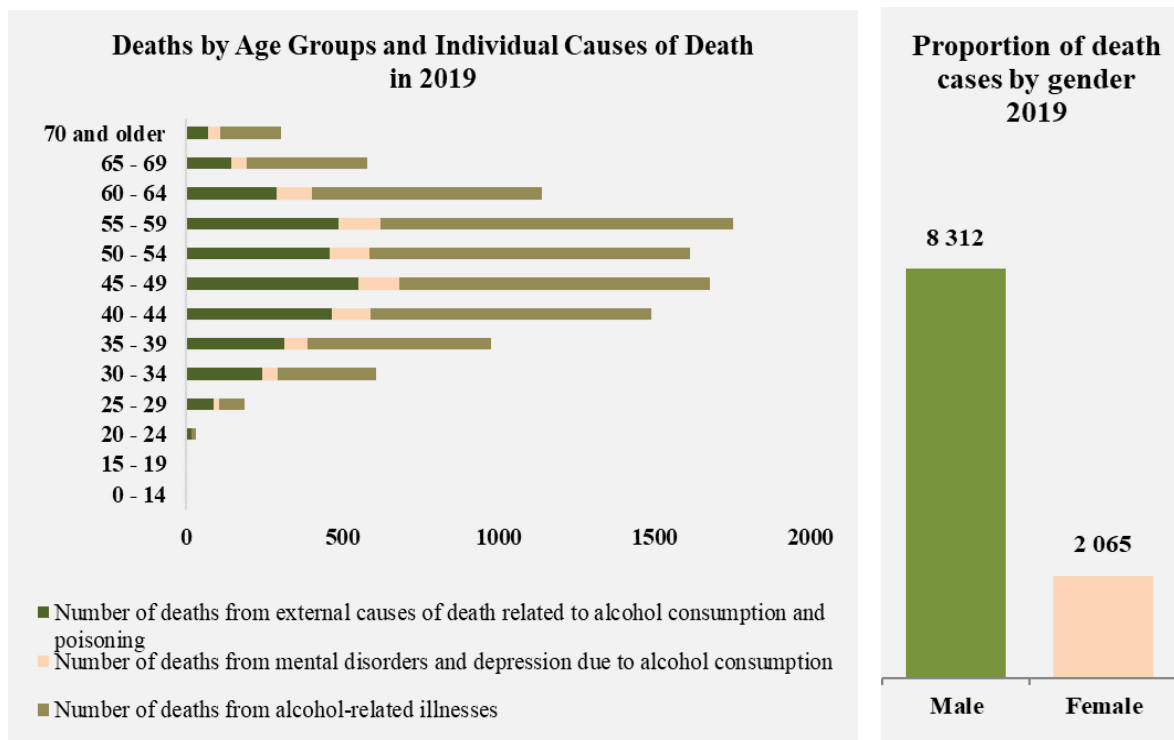
According to the State Statistics Service, in 2019 there were 10 377 deaths related to alcohol consumption and poisoning. In terms of gender, 80.1% were men (8 312 cases) and 19.9% were women (2 065 cases).

By age groups, the largest number of deaths in 2019, namely: 8654 cases (83.4%) were in the age group from 35 to 64 years, of which the largest number of deaths in 1753 cases (16.9%) was in the age group from 55 to 59 years, 1678 cases (16.2%) were in the age group from 45 to 49 years, 1615 cases (15.5%) were in the age group from 50 to 54 years.

The age group from 0 to 29 years had 226 cases (2.2%), from 30 to 34 had 609 cases (5.8%) and 888 cases (8.6%) were in the age group from 65 years and older.

Out of the total number of deaths (10377) 61.4% (6369 cases) were deaths from alcohol-related illnesses; 30.4% (3156 cases) was from external causes of death related to alcohol consumption (88% from accidental poisoning and exposure to alcohol and 12% from alcohol poisoning (exposure) with an indefinite intent); 8.2% (852 cases) were from mental and behavioural disorders that were due to alcohol consumption.

Deaths in 2019 (by age groups, cause and sex)



Source: SSSU (2019).

In 2019, Ukraine's mortality rate associated with alcohol consumption among the population aged 15-64 was 375 people per million.

Alcohol Consumption among Adolescents (14-17 years of age)

In Ukraine, since 1995, a survey of student youth has been conducted on a regular basis within the framework of the international project “European School Survey Project on Alcohol and Other Drugs” (ESPAD) which is conducted with the support of the European Monitoring Centre for Drugs and Drug Addiction (EMCDDA) (headquartered in Lisbon, Portugal).

The survey is conducted every 4 years and covers students aged 14-17.

In 2019, the seventh wave of the survey took place in Ukraine. It has covered 8 509 respondents (4 108 boys and 4 401 girls) who are students of rural and urban secondary schools, vocational schools.

The results of 2019 show that access to alcohol has increased. More than half of respondents said that they can easily get beer, wine or soft drinks.

The vast majority (85.7%) of adolescents surveyed have had an experience of alcohol consumption (82.7% among boys and 88.4% among girls).

Almost half (46.3%) of respondents have had an "significant" experience of alcohol consumption — they drank alcohol in ten occasions or more.

13.4% of respondents have tried alcohol for the first time in ten years or earlier.

Almost half (46.5%) of respondents have consumed alcohol at least once in the last 30 days. One in five (22.5%) teenagers has consumed alcohol more than three times in the last 30 days.

One in five experienced significant alcohol intoxication for the first time at the age of 14 or earlier (21.2% among boys and 20.3% among girls).

Given the cases of consumption during the last month, the most popular among adolescents are, first of all, wine and low-alcohol beverages.

More than a quarter of respondents (28.3%) reported drinking alcohol a week ago or earlier. Girls most often drank wine (37.5%) and champagne (31.7%) during their last alcohol use. Boys drank beer relatively more often. This was reported by 28.1% of the surveyed.

Almost half (45.0%) of the surveyed have experienced alcohol intoxication at least once in their lives, a third (31.1%) in the last year, and 12.8% of teenagers got intoxicated in the last month.

The number of girls who drank alcohol during the year and during the last month is higher than the number of boys. Recent alcohol use (a week or so ago) was reported more often by girls than boys.

Wine and champagne are more popular among girls than among boys. Beer is the most popular alcoholic beverage among boys.

There are four groups of current reasons (motives) for alcohol consumption:

- to cheer up — 39.4% (36.5% among boys and 42.2% among girls);
- solving internal problems — 26.8% (23.4% among boys and 30.1% among girls);
- getting high — 17.3% (16.7% among boys and 17.9% among girls);
- to fit in — 12.5% (13.5% among boys and 11.5% among girls).

Moreover, an all-Ukrainian sociological survey "The Youth of Ukraine — 2018" on the system of values and priorities of the modern-day Ukrainian youth (in terms of healthy youth) has been done at the request of the MoYS.

Within the framework of the research, considerable attention was paid to the issues of young people's assessment of their own health and use of PAS. The survey involved 2 000 respondents aged 14 to 34.

According to the results of the survey, it can be stated that 82.9% of young people assess their state of health as quite satisfactory. "There are almost no short-term illnesses" — in more than a third of respondents (31.1%) and "sometimes there are colds or other short-term illnesses" — in half of boys and girls (51.8%). Only 1.1% have serious health problems and 0.4% of respondents have a disability group.

Comparing the types of alcoholic beverages and the frequency of their consumption by young people, it is noticeable that the most popular is beer — it was consumed during the last month by more than half of respondents, with 6% — daily, one in four — weekly (27.7%) and 25.2% — once a month. In conditional second place — wine and champagne. These drinks were consumed by respondents during the last month, mainly once a month (33.3%). One third of the surveyed young people (29.2%) drank strong alcoholic beverages (vodka, cognac, or whiskey) and 29.3% of respondents — low-alcohol beverages and cocktails. The least common alcoholic beverages — energetic (17.6%) and home-made — that were consumed during the previous month, 17.6% and 10.6% of young people, respectively.

Legislation of Ukraine on Gambling

On July 14th, 2020, the Law of Ukraine "On State Regulation of Activities on Organizing and Conducting Gambling" was adopted. It regulates the legal basis for state regulation of economic activity in the field of gambling organization and conducting gambling activities in Ukraine, defines legal, economic, social and organizational conditions of gambling.

The law introduces comprehensive regulation of the gambling market in Ukraine, in particular:

- an exclusive list of activities in the field of gambling that are allowed in Ukraine;
- a system of licensing activities in the field of gambling is introduced with a differentiated amount of license fees depending on the type of activity, location of the gambling establishment, etc.;
- strict requirements are set for the financial condition of gambling organizers in order to ensure their financial stability and guarantee the payment of jack-pots;
- special requirements are set down for the compliance of gambling equipment used for gambling with generally accepted international standards;
- principles are created for the introduction of restrictions on the activities of operators who are not registered in Ukraine and do not have any appropriate license;

- requirements are set out for players and their identification which will help prevent the negative consequences of gambling, including persons under 18 years of age and severe financial sanctions for non-compliance with such requirements;
- a register of self-limited persons and persons in respect of whom there are other restrictions is created which makes it possible to restrict the participation in gambling of an individual for a period of 6 months to 3 years;
- the principle of “responsible gambling” is introduced which provides for the implementation by the organizer of gambling measures to prevent and minimize the negative consequences of the participation of individuals in gambling and create mechanisms to combat gambling addiction (addiction);
- restrictions are set on the places of gambling;
- financial, administrative and criminal liability for violation of the legislation of Ukraine in the field of gambling, etc. is established.

The law stipulates that the body of state regulation in the field of gambling is the Commission for the regulation of gambling and lotteries which is subordinated to the Cabinet of Ministers of Ukraine (the Commission). The competence of the Commission includes licensing of gambling organizers, maintaining appropriate registers, establishing requirements for certification of relevant gambling equipment.

The law introduces the State system of online monitoring which is the main tool for the Authorized Body to perform the function of state supervision (control) over activities in the field of organization and conduct of gambling.

The law provides for the creation of a special Fund in the State Budget of Ukraine to support medicine, sports and culture. The procedure for directing funds from the Fund for Support of Medicine, Sports and Culture is determined by the Cabinet of Ministers of Ukraine.

Restrictions on gambling advertising are determined by Article 22¹ of the Law of Ukraine "On Advertising".

Gambling Addiction

The prevalence of gambling morbidity and harm compared to the magnitude of harm from major depressive disorders, alcohol use and addiction has been assessed by the World Health Organization (WHO) as significantly higher than that associated with mental disorders due to drug addiction.

Thus, research has shown that the burden of harm from gambling to humans was 2.5 times greater than diabetes and 3.0 times greater than drug-related disorders. This burden is primarily related to financial consequences, relationship breakdowns, emotional disorders, negative consequences in work and education, and disproportionately affects vulnerable groups, causing and exacerbating existing social inequalities.

The National Gambling Association has estimated the risk of gambling addiction in anyone with a 48% probability. For comparison: the probability of becoming a person addicted to alcohol — 34%, from drug use — 32%. Behaviour of these persons, characterized by loss of control over the game (does not control the duration, intensity,

frequency), giving it priority to the detriment of other activities, interests and daily activities, while the intensity of gaming cannot be stopped, despite the negative consequences.

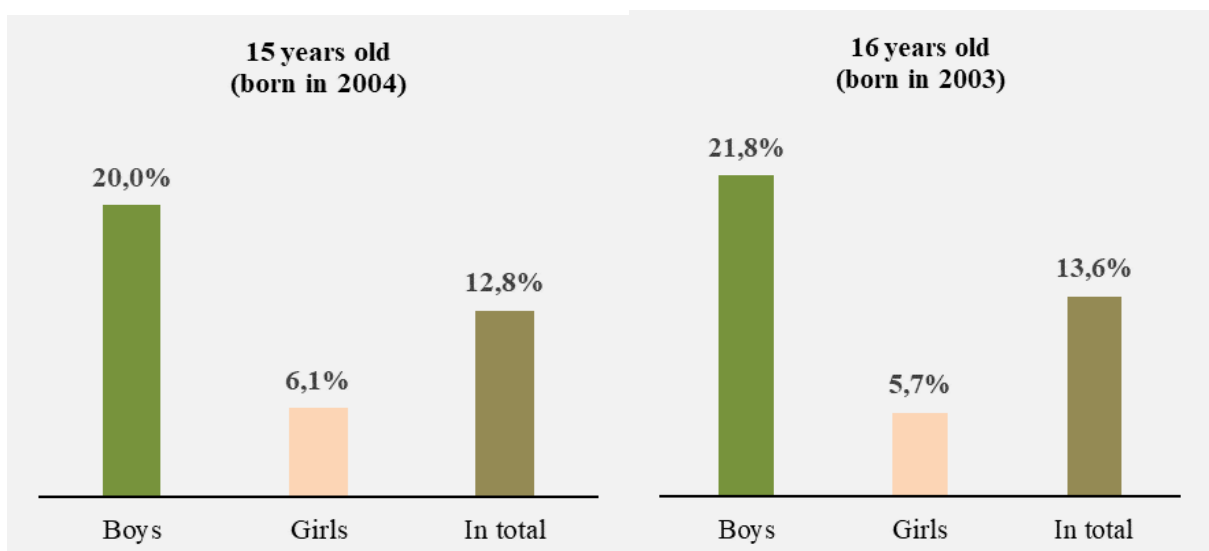
In Ukraine, the issue of gambling addiction was studied in the framework of the international project ESPAD which was conducted in 2019 and covered 8 509 respondents (4 108 boys and 4 401 girls) aged 14-17, who are students of rural and urban secondary schools institutions vocational technical education and institutions of professional higher education.

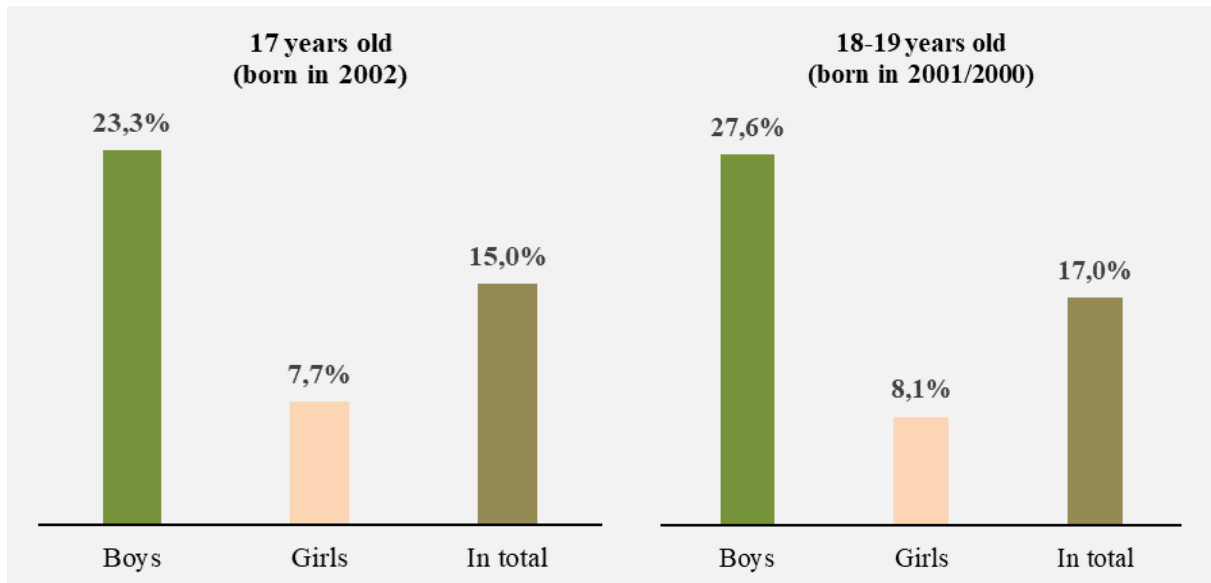
According to the results of such a study in 2019, 85.9% of surveyed adolescents gambled for money in the last 12 months.

With a frequency of two or more times a week, a relatively small proportion of surveyed adolescents gamble — a total of 2.7% (4.9% among boys and 0.7% among girls). One in ten reported (11.4%) playing 1 to 4 times a month for the past 12 months.

The largest proportion of adolescents who gambled on a regular day in the last 12 months spent less than 30 minutes (6.6%). There are a total of 2.2% of players who played for money for two, three or more hours (mostly boys — 3.9% of boys and 0.7% of girls reported such gaming activity).6.2% of adolescents surveyed reported gambling for more than 2 hours at a time in the last 12 months, with one in ten boys (10.5%) and 2.3% of girls saying so. More often than others, students of vocational education institutions gambled for more than 2 hours at a time during the last 12 months — this was stated by 9.7% of such students.

Proportion of adolescents who gambled at least once in the last 12 months, by age and sex, %





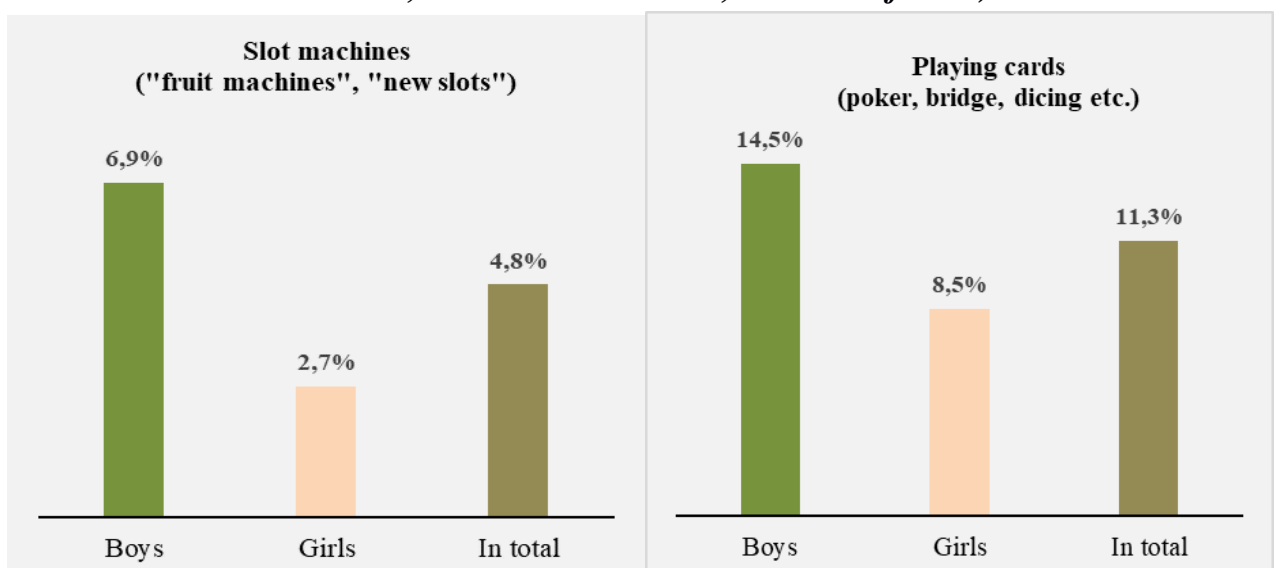
Note: Source: ESPAD survey of 2019.

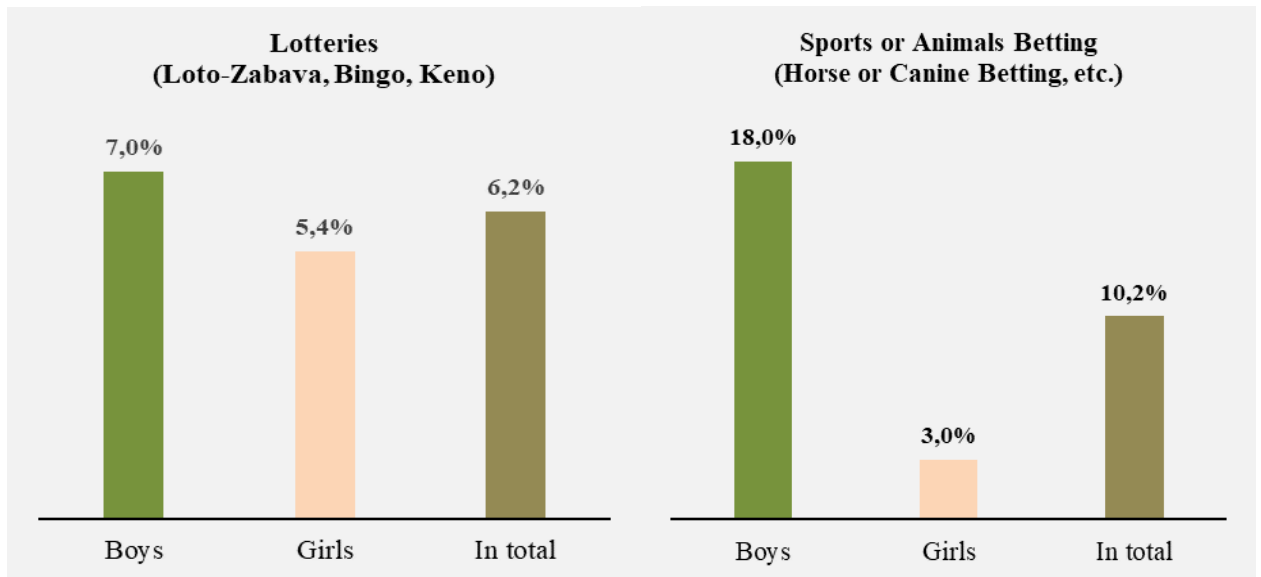
Playing cards (poker, bridge, dice, etc.) are the most popular among teenagers — 11.3% of respondents played cards for money for 12 months. Betting in sports or on animals to the liking of every tenth teenager — 10.2% of respondents bet. It is important to note that this type of game involves mostly boys.

Playing the lottery attracts a total of 6.2% of respondents. The least common type of gambling among teenagers is slot machines ("fruit machines", "new slots", etc.) — about 4.8% of respondents play slot machines. There were no significant differences among adolescents attending different educational institutions.

Almost one in ten (9.6%) respondents admitted to using the Internet if they gambled for money in the last 12 months, and 3.7% of adolescents reported that they always used the Internet when gambling for money.

Proportion of adolescents who have gambled with a certain frequency in the last 12 months, by gender, % (sum of answers: "1 time per place or less", "3-4 times a month", "2-3 times a week", or more often ")





Note: source — ESPAD survey data for 2019.

The rate of problematic gambling is calculated on the basis of two indicators. Respondents were asked whether they had ever felt the need to gamble more and more money (5.5% answered "yes") and whether they had to deceive loved ones about the amount of money spent on the game (2.8% of answers "yes").

Among the surveyed adolescents, 6.7% are addicted to gambling. Have a problematic addiction — 1.5% of adolescents who are addicted.

Indicators of gambling dependence, affirmative answers of respondents by gender, %

	Guys	Girls	In general
Have you ever felt the need to gamble more and more money?	8.9	2.4	5.5
Have you ever had to tell a lie to your loved ones about how much money you spent on gambling?	4.6	1.1	2.8

Problematic gambling, by age and sex, %

	Guys	Girls	In general
No problems due to gambling	89.2	97.1	93.3
Gambling addiction	10.8	2.9	6.7
Including — problematic addiction to gambling	2.6	0.5	1.5

Key results of the study:

- One third (27.5%) of adolescents surveyed believe that they spend too much time playing computer games. 13.9% — admit that their mood deteriorates due to the lack of ability to play games on a computer, tablet, smartphone, etc.

- A quarter (25.7%) of respondents reported that their parents told them that they

spent too much time playing computer games.

- 6.2% of adolescents surveyed reported gambling for more than 2 hours at a time in the last 12 months, with one in ten boys (10.5%) and 2.3% of girls saying so.

- Almost one in ten (9.6%) respondents admitted to using the Internet if they gambled for money in the last 12 months.

- Among all respondents, 6.7% are addicted to gambling (10.8% among boys and 2.9% among girls).

- 1.5% of adolescents (2.6% among boys and 0.5% among girls) have a problem addiction to gambling.

-

Conclusion

In recent years, Ukraine has seen an increase in the number of people seeking treatment due to the use of PAS. About 67% of all people receive treatment due to opioid use, 7% — due to cannabinoid use. The vast majority are young people aged 15 to 35 years.

The prevalence of lifelong use of any drug among Ukrainian students aged 15-17 is not higher than the European average. Thus, about 85.7% of respondents drank alcohol, about 51% — smoked cigarettes and 8.7% — drank cannabinoids (ESPAD — 2019).

Measures to prevent and reduce the use of PAS, in the vast majority, are carried out by non-governmental organizations aimed at promoting a healthy lifestyle through a variety of educational activities, distribution of personal protective equipment among the population, including among its vulnerable groups.

The number of deaths from use and poisoning in PAS has tripled in the last five years. It should be noted that the share of men in the total number of deaths was about 92.9%. In 2019, 27.5% of deaths were recorded in the age group from 30 to 34 years, the majority of deaths (49.1%) were due to opioid poisoning.

In Ukraine, the largest volumes of PAS seizures fall on drugs of plant origin of own production. In the first place in terms of seizures is cannabis, in second place are opioids, namely opium poppy straw. That is, on average, 88% of all seizures are accounted for cannabis with opioids.

Proposals for improving the system of monitoring the drug and alcoholic situation in Ukraine

1. Coordinate the central executive bodies to analyse the implementation of the tasks of the Action Plan for 2019-2020 for the implementation of SSPD-20 of State Drug Policy for the period up to 2020 which are aimed at:

- prevention of drug addiction and prevention of illicit drug use;
- overcoming stigma and protecting the rights of people who use psychoactive substances;

- treatment and rehabilitation of persons with mental and behavioural disorders due to the use of psychoactive substances;
- organization of treatment in institutions and establishments of the State Penitentiary Service of convicts and detainees with mental and behavioural disorders due to the use of psychoactive substances;
- improving the drug control system;
- ensuring the availability of narcotic drugs, promoting the development of palliative care and substitution maintenance therapy;
- combating drug trafficking;
- monitoring (in dynamics) the drug situation;
- state drug policy;
- international cooperation.

2. Conduct on a regular basis workshops / meetings with the subjects of monitoring the drug situation in the country to provide objective, reliable information / data according to the indicators set by the European Monitoring Centre for Drugs and Drug Addiction, the United Nations Commission on Narcotic Drugs, the International Narcotics Control Board and which are approved by CMU Resolution 689.

3. Elaborate the proposals of the central executive bodies on the formation of the main tasks of SSPD-20 of the State Drug Policy for the period up to 2030 and prepare a corresponding draft regulatory document of the Government.

4. To work out issues related to the legal regulation of the introduction in Ukraine of research on the presence of drugs and products of their metabolism in wastewater in order to present them in further reports on the drug and alcohol situation in Ukraine.

5. Elaborate on monitoring the situation in Ukraine in terms of the prevalence of gambling addiction among the population.